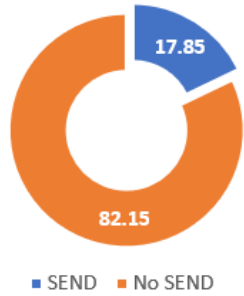
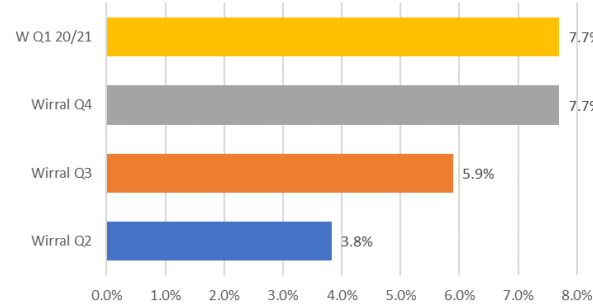


Wirral SEND Dashboard

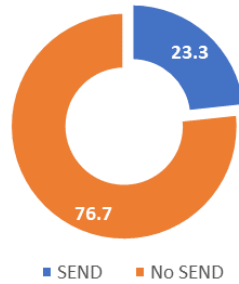
% of Pupils with SEND



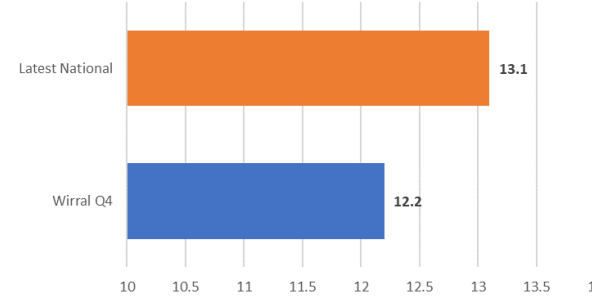
Total identified by Early Years sector as SEND



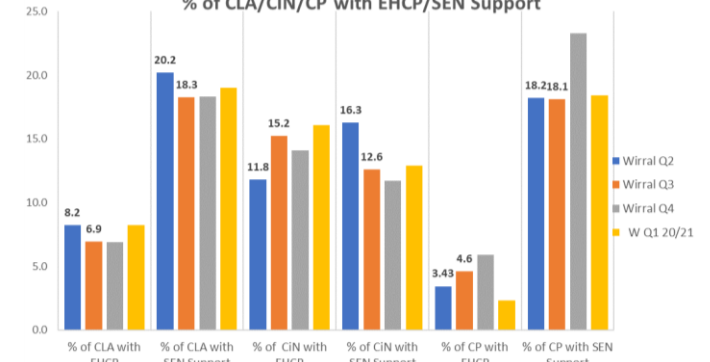
% of Early Help Episodes involving CYP with:



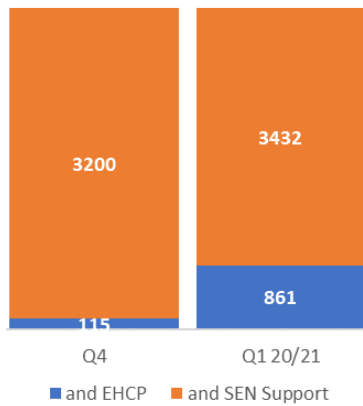
% of BME total school population with SEND



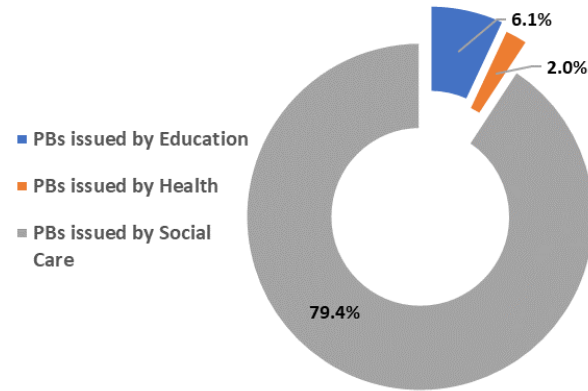
% of CLA/CIN/CP with EHCP/SEN Support



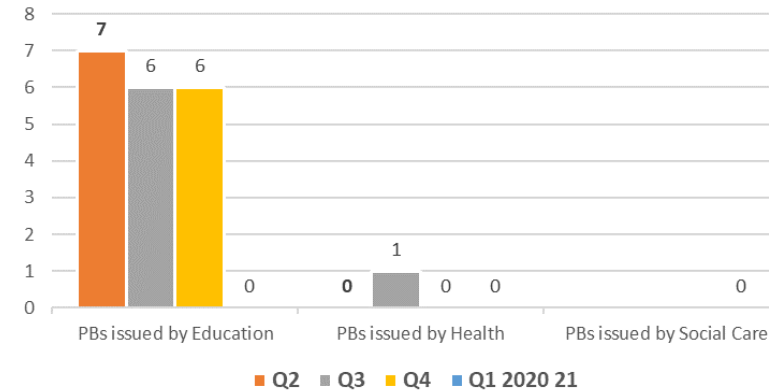
Pupil Premium



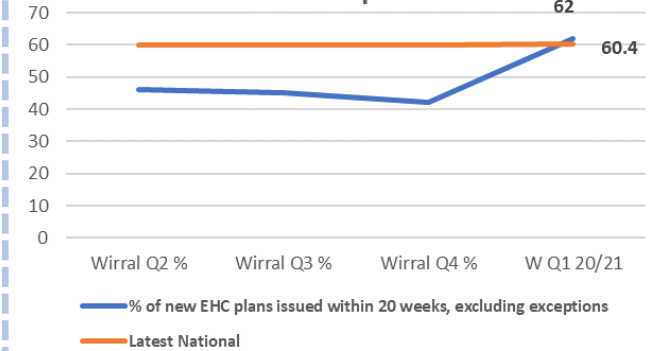
Personal Budgets - Latest National



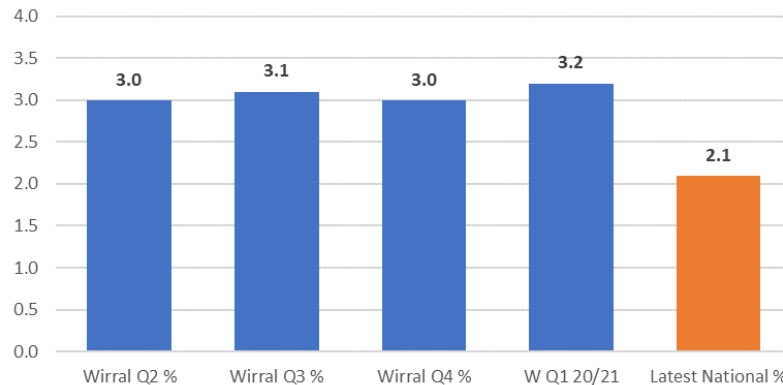
Personal Budgets - Wirral



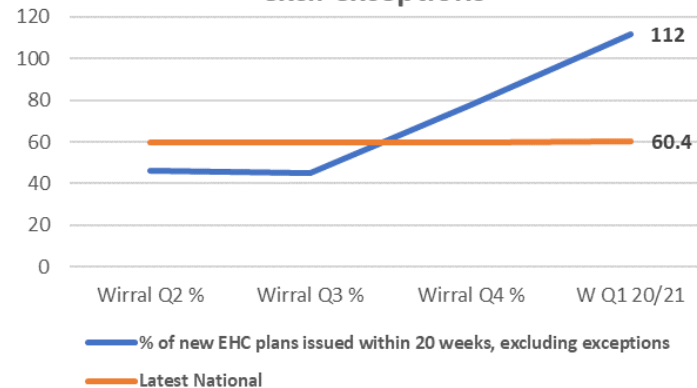
% of New EHCPs issued within 20wks, excl. exceptions



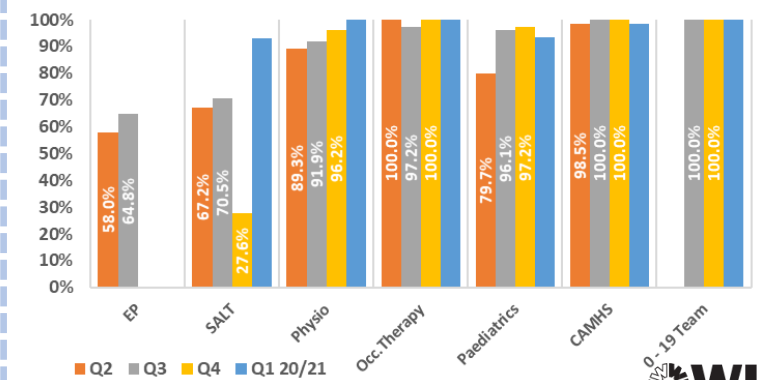
% of Total 0-25 Population with EHCP



% of New EHCPs issued within 20wks, excl. exceptions

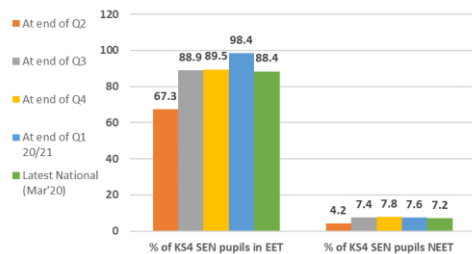


% of Advices received within 6 weeks

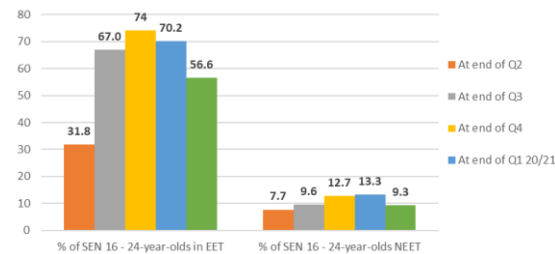


Wirral SEND Dashboard

KS4 SEND (N)EET



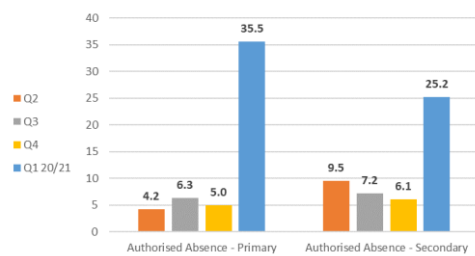
16-24 SEND (N)EET



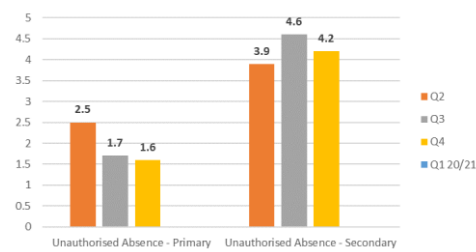
Elective Home Education/Missing from Education	Q2	Q3	Q4	Q1 20/21	Trend
No. of SEND CYP that are Electively Home Educated - Primary	0	3	3	1	
No. of SEND CYP that are Electively Home Educated - Secondary	4	6	0	1	
No. of SEND CYP that are missing from Education - Primary	0	1	5	0	
No. of SEND CYP that are missing from Education - Secondary	2	4	4	1	

* Q1 20/21 Data just June 20. Due to COVID 19 there was no reporting in Apr/May. All absence from 23/03 to end of academic year, is classified as Authorised by DfE

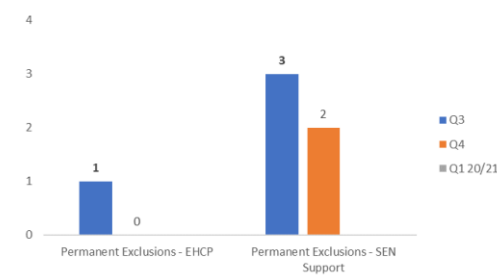
Authorised Absence %



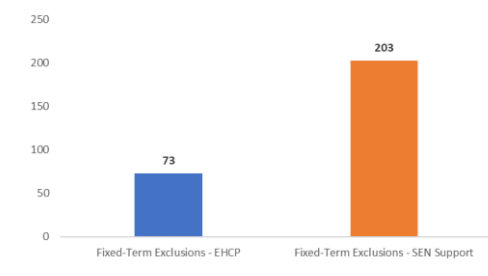
Unauthorised Absence %



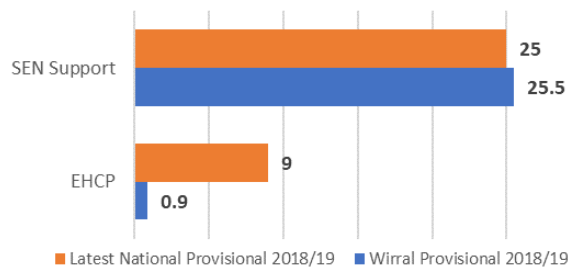
Permanent Exclusions



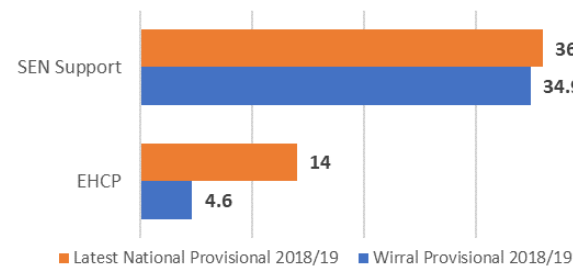
Q3 - Fixed-Term Exclusions



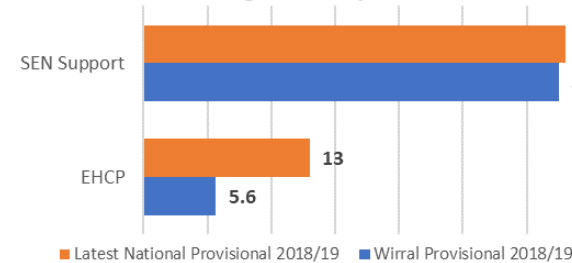
KS1 Writing - % at Expected Level



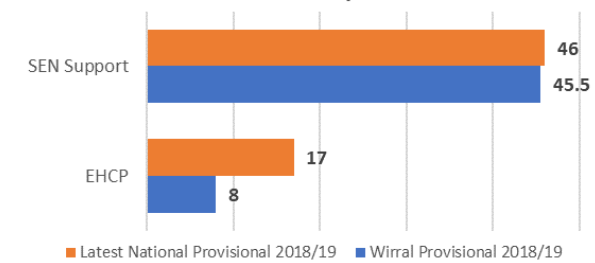
KS1 Maths - % at Expected Level



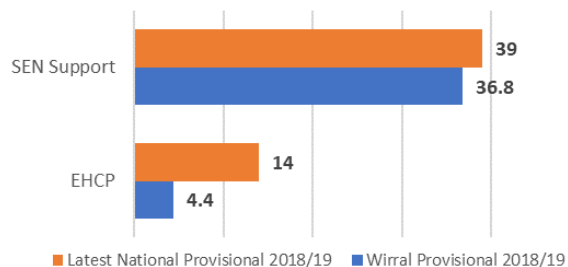
KS1 Reading - % at Expected Level



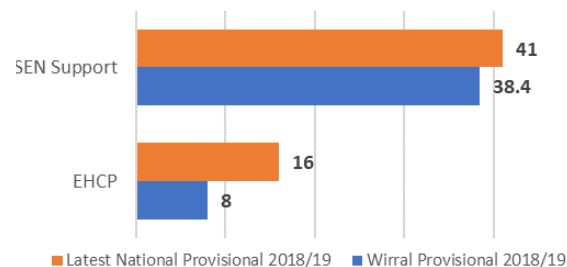
KS2 Maths - % at Expected Level



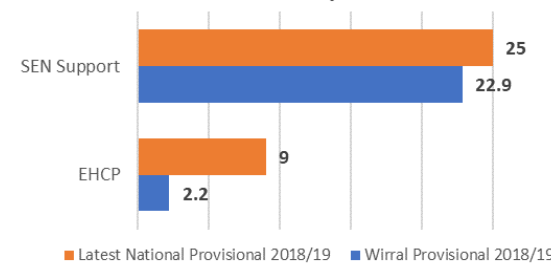
KS2 Writing - % at Expected Level



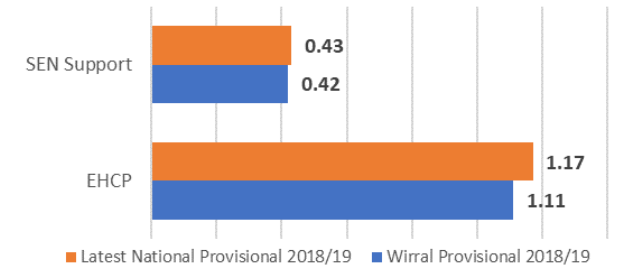
KS2 Reading - % at Expected Level



KS2 RWM - % at Expected Level



KS4 Progress 8 - Overall Score (Negatives)



Wirral SEND Dashboard - Appendix

General	Q2	Q3	Q4	Q1 20/21	Latest National
% of pupils with SEND	18	17	17.9	17.9	
% of pupils with an EHCP - Primary		2.8	2.9	2.7	1.6
% of pupils with an EHCP - Secondary		3.7	4.0	4.04	1.7
% of pupils with SEN Support (all schools)	14.8	13.8	14.5	14.5	11.9
% of Early Help Episodes with SEND	17	16.3	25.8	23.3	
% of CLA with EHCP	8.2	6.93	6.9	8.2	26.5
% of CLA with SEN Support	20.2	18.3	18.3	19.0	
% of CiN with EHCP	11.8	15.2	14.1	16.1	21
% of CiN with SEN Support	16.3	12.6	11.7	12.9	24.8
% of CP with EHCP	3.4	4.6	5.9	2.3	
% of CP with SEN Support	18.2	18.1	23.3	18.4	
% of BME total school population with SEND	11.4	11.4	12.2	12.2	13.1
Early Years: Total % identified by Early Years sector as SEND	3.8%	5.9%	7.7%	7.7%	

Funding	Q2	Q3	Q4	Q1 20/21
No. of CYP in receipt of Inclusive Practice Funding	20	43	52	8
No. of CYP in receipt of Disability Access Funding	14	14	16	2
Number of children with Pupil Premium and EHCP	818	774	115	861
Number of children with Pupil Premium and SEN Support	3514	3136	3200	3432

% of Advices received within 6 weeks	Q2	Q3	Q4	Q1 20/21
EP	58.0%	64.8%	-	-
Social Care	100.0%		-	-
SALT	67.2%	70.5%	27.6%	93.1%
Physio	89.3%	91.9%	96.2%	100.0%
Occ. Therapy	100.0%	97.2%	100.0%	100.0%
Paediatrics	79.7%	96.1%	97.2%	93.5%
CAMHS	98.5%	100.0%	100.0%	98.2%
0 – 19 Team		100.0%	100.0%	100.0%

Elective Home Education/Missing from Education	Q2	Q3	Q4	Q1 20/21
No. CYP that are Electively Home Educated - Primary	0	3	3	1
No. of CYP that are Electively Home Educated - Secondary	4	6	0	1
No. of CYP that are missing from Education - Primary	0	1	5	0
No. of CYP that are missing from Education - Secondary	2	4	4	1

Personal Budgets	Q2	Q3	Q4	Q1 20/21	Latest National (% of Total)
% of total Personal Budgets issued by Education	7	6	6	-	6.1%
% of total Personal Budgets issued by Health	0	1	0	-	2.0%
% of total Personal Budgets issued by Social Care			-	-	79.4%

* Q1 20/21 Data just June 20. Due to COVID 19 there was no reporting in Apr/May. All absence from 23/03 to end of academic year, is classified as Authorised by DfE

Absence	Q2	Q3	Q4	Q1 20/21
Authorised Absence - Primary	4.2	6.3	5.0	*35.5
Authorised Absence - Secondary	9.5	7.2	6.1	*25.2
Unauthorised Absence - Secondary	3.9	4.6	4.2	*0
Unauthorised Absence - Primary	2.5	1.7	1.6	*0

(N)EET	At end of Q2	At end of Q3	At end of Q4	At end of Q1 20/21	Latest National
% of KS4 SEN pupils in EET	67.3	88.9	89.5	98.4	88.4
% of KS4 SEN pupils NEET	4.2	7.4	7.8	7.6	7.2
% of SEN 16 - 24-year-olds in EET	31.8	67	74	70.2	56.6
% of SEN 16 - 24-year-olds NEET	7.7	9.6	12.7	13.3	9.3

EHCPs	Q2	Q3	Q4	Q1 20/21	Latest National %
% of total 0-25 population with EHCP	3.0	3.1	3.0	3.2	2.1
% of new EHC plans issued within 20 weeks, excluding exceptions	46	45	42	62	60.1