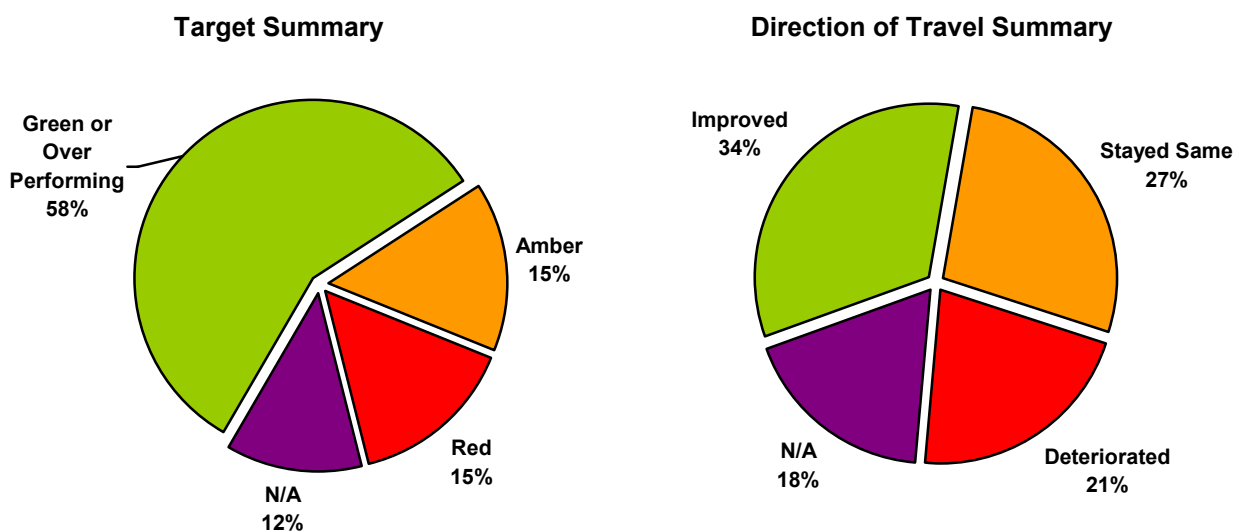


## 1. Executive Summary

- 1.1 This report provides an overview of progress made against the indicators for 2009/10 which are relevant to the Wirral Children's Trust.
- 1.2 There are 33 indicators that can be reported at the second quarter period.



Appendix 1 provides the status of all the 2009/10 indicators that can be reported to this scrutiny committee for quarter two.

## 2. Strategic Objective: *Raise the aspirations of young people*

2.1 Performance headlines for this strategic objective include:

- This years GCSE and A-level results have shown that Wirral students have, once again, performed better than ever – achieving results way above the national average. Provisional educational attainment results are encouraging including:
  - 53.5% of pupils achieving A\* - C GCSEs
  - Narrowing the gap between the lowest achieving 20% and the rest at Early Years Foundation Stage
  - Looked after children achieving level 4 in Maths at KS2
  - Looked after children achieving 5 A\* - C GCSEs
- Aimed at 14-19 year olds, a brand new way of learning is underway in Wirral with the introduction of the new Diploma qualifications.
- Wirral Council has helped to pioneer an innovative new scheme, which has seen 117 new apprentice positions created in local companies.

- 85.7% of children adopted have been placed within 12 months of the decision being made.
- Targets achieved at quarter two for the stability of placements of looked after children.
- Up to 15,000 five - 14 year olds in Wirral will benefit from the launch of a 'Play in the Peninsula' programme, enabling children of all abilities and backgrounds to get together and have fun.
- A campaign aimed at lowering teenage pregnancy rates has been launched in Wirral with the aim of educating young people about contraception and lifestyle choices.
- Working in partnership with NHS Wirral, Wirral Council is leading a new national initiative, 'Aiming Higher for Disabled Children' to help disabled children and their families get the support they need to live ordinary lives.

## 2.2 Performance issues

The following indicators have not met the quarterly target by more than 10% and are therefore assessed as **red** or have missed the target by between 5% and 10% and are assessed as **amber**:

Data Key	
Actual	(A)
Estimate	(E)
Provisional	(P)

### Strategic Objective: Raise the aspirations of young people

Portfolio	PI no	Title	2009/2010 Q2 Target	2009/2010 Q2 Actual	On target	Direction of travel
Children's Services & Lifelong Learning	NI 43	Young people within the YJS receiving a conviction in court who are sentenced to custody	5% Lower=Better	5.3% (P)	Amber	Deteriorated

#### Context:

**Corrective action:** This data relates to quarter 1. Data for quarter 2 will be available from November. The introduction of the Multi Systemic Therapy team will provide a new alternative to custodial sentences thereby reducing in future the number of sentences to custody.

Portfolio	PI no	Title	2009/2010 Q2 Target	2009/2010 Q2 Actual	On target	Direction of travel
Children's Services & Lifelong Learning	NI 45	Young offender's engagement in suitable education, training and employment.	90%	82.5% (P)	Amber	Unchanged

#### Context:

**Corrective action:** This data relates to quarter 1. Data for quarter 2 will be available from November. Wirral YOS has adopted NEET as a priority area for improvement which should focus local Partnership planning in this area.

Portfolio	PI no	Title	2009/2010 Q2 Target	2009/2010 Q2 Actual	On target	Direction of travel
Children's Services & Lifelong Learning	NI 60	Percentage of core assessments for children's social care that were carried out within 35 working days of their commencement	60%	55.9% (P)	Amber	Deteriorated

**Context:**

**Corrective action:** There is a sustained increase in the number of referrals coming into social work teams. A number of new social workers will be in post from October. A rolling monthly advert is in place to recruit social workers to reduce the impact of staff turnover. Interviewing for posts within the new social work structure is due to take place over the next quarter.

Portfolio	PI no	Title	2009/2010 Q2 Target	2009/2010 Q2 Actual	On target	Direction of travel
Children's Services & Lifelong Learning	NI 72	Achievement of at least 78 points across the Early Years Foundation Stage with at least 6 in each of the scales in Personal Social and Emotional Development and Communication, Language and Literacy	56%	51.7% (P)	Amber	N/A

**Context:** This data release is still provisional and therefore subject to change at a future date.

**Corrective action:** There is ongoing National Strategies training that we expect schools to engage with. School Improvement Partners will discuss with head teachers reasons for underperformance and what corrective action is needed at a school level.

Portfolio	PI no	Title	2009/2010 Q2 Target	2009/2010 Q2 Actual	On target	Direction of travel
Children's Services & Lifelong Learning	NI 93	Progression by 2 levels in English between Key Stage 1 and Key Stage 2	86%	81.6% (P)	Amber	Unchanged

**Context:** This data release is still provisional and therefore subject to change at a future date.

**Corrective action:** There are number of schools sending English scripts back for remarking. School Improvement Teams will analyse the attainment data both at LA, school and subject level. In particular they will be analysing data especially where results have been markedly different from school predictions. Through this the teams will identify schools where there is evidence of underperformance and target them for detailed monitoring, challenge, intervention and support. There will be targeting of intensive consultant support to schools, to ensure there is accelerated progress in English and maths. English and mathematics teams have projects and training plans for next academic year to target schools. There is ongoing National Strategies training that we expect schools to engage with. School Improvement Partners will discuss with head teachers reasons for underperformance and what corrective action is needed at a school level. SIPS (and Consultants in our Intensive Support Programme schools) are being asked to have discussions with Head Teacher and Senior Leadership Team about progress in Y4 to ascertain the percentage of pupils on track with 1 level progress, and what action is planned for those children not on track. In particular there will be a focus on identifying children on track for L4+ in either English or maths but not both and again what action is planned. Where there are specific concerns, schools may be placed into our Intensive Support Programme or, in rare cases, may even be identified as a School Causing Concern. The monitoring conversation with the SIP will be used to inform LA support; this is also reported to the school's governing body. Effective Pupil Progress meetings are key for the Head Teacher to challenge underperformance with staff and these are part of ISP. Two key programmes (Assessing Pupil Progress and Assessment for Learning) will continue in the autumn term and these will help ensure accurate levelling, improved moderation and secure tracking of pupils.

Portfolio	PI no	Title	2009/2010 Q2 Target	2009/2010 Q2 Actual	On target	Direction of travel
Children's Services & Lifelong Learning	NI 59	Percentage of initial assessments for children's social care carried out within 7 working days of referral	72%	57.5% (P)	Red	Deteriorated

**Context:**

**Corrective action:** There is a sustained increase in the number of referrals coming into social work teams. A number of new social workers will be in post from October. A rolling monthly advert is in place to recruit social workers to reduce the impact of staff turnover. Interviewing for posts within the new social work structure is due to take place over the next quarter.

Portfolio	PI no	Title	2009/2010 Q2 Target	2009/2010 Q2 Actual	On target	Direction of travel
Children's Services & Lifelong Learning	NI 65	Percentage of children becoming the subject of Child Protection Plan for a second or subsequent time.	19% Lower= Better	22.5% (P)	Red	Deteriorated

**Context:**

**Corrective action:** Of the 31 children that have become subject to a plan for a second or subsequent time, 12 children come from two large family groups. A local protocol is being developed in relation to subsequent registrations and the case files of the 31 children who are currently subject to a subsequent plan are being audited.

Portfolio	PI no	Title	2009/2010 Q2 Target	2009/2010 Q2 Actual	On target	Direction of travel
Children's Services & Lifelong Learning	NI 68	Percentage of referrals to children's social care going on to initial assessment	72%	60.9% (P)	Red	Improved
Children's Services & Lifelong Learning	LOCAL 1401	Percentage of referrals progressed to CIN assessment (NI 68 proxy)	72%	63.5% (E)	Red	N/A

**Context:**

**Corrective action:** There remains an increase in the level of referrals that are coming into Children's Social Care. More initial assessments are being completed than in the same period last year. As the ICS training is embedded the quality of data recording is increasing with an increase of almost 20% in this NI since Q1. A further increase is expected over the next quarter. Improved referral pathways are in place to ensure a more appropriate workflow between Central Advice and Duty Team (CADT) and area teams.

Portfolio	PI no	Title	2009/2010 Q2 Target	2009/2010 Q2 Actual	On target	Direction of travel
Children's Services & Lifelong Learning	NI 117	16 to 18 year olds who are not in education, employment or training (NEET)	8.2% Lower= Better	9.8% (P)	Red	Improved

**Context:** The 16-18 NEET rate in Wirral at the end of September 2009 of 9.79% (against a target of 8.18%) is an improvement to that at the end of September 08 which was 10.23%. This decrease comes despite the economic downturn and contracting employment opportunities available to young people in certain areas. The Wirral Apprentice (the pledge of 100 Apprenticeship opportunities for young people) is beginning to bear fruit with appointment processes well underway.

**Corrective action:** Beneath the headline figures there are significant variances between communities and wards across the borough and the 16-18 NEET group is also now predominantly in the older age range with over 50% of 16-18 year old NEET's being 18. The use of advanced GIS mapping capability is being used to inform targeted interventions and resource planning to meet need.

### 2.3 Risks

Changes in the economic climate have reduced the number of job opportunities for younger people although the recently launched Wirral Apprenticeship Programme provides new opportunities. In terms of safeguarding children the Baby Peter case increased the number of referrals and the Council responded by allocating additional resources as part of the 2009/10 budget.

### **3.0 Recommendations:**

3.1 That Wirral Children's Trust Board note the report.

**Report Author:**

Nancy Clarkson  
Head of Planning and Performance

**Contact:**

Phone: 6664329  
Email: [nancyclarkson@wirral.gov.uk](mailto:nancyclarkson@wirral.gov.uk)

**Appendices:**

**Appendix 1 Performance Indicator Summary**

**Performance Indicator Summary**






Direction of Travel Summary

% PIs	No. of PIs	
33.33%	11	Improved by more than 2.5% on previous year's performance
21.21%	7	Deteriorated by more than 2.5% on previous year's performance
27.27%	9	Stayed within +/-2.5% of previous year's performance
0.00%	0	Awaiting data
18.18%	6	Not applicable
<b>100.00%</b>	<b>33</b>	(Note: percentages rounded to 2 decimal places)

Target Summary

% PIs	No. of PIs	
51.52%	17	Green (within +10/-5% of the target)
15.15%	5	Amber (missed target by between 5% and 10%)
15.15%	5	Red (missed target by more than 10%)
6.06%	2	Over-performing (more than 10% of the target)
0.00%	0	Awaiting data
12.12%	4	Target not set
0.00%	0	Not Applicable
<b>100.00%</b>	<b>33</b>	(Note: percentages rounded to 2 decimal places)

Data Key	
<b>Actual</b>	(A)
<b>Estimate</b>	(E)
<b>Provisional</b>	(P)

Corporate Objective: Raise the aspirations of young people					
PI No.	Title	Quarter 2 Target	Quarter 2 Actual	On Target	Direction of Travel
NI 43	Young people within the YJS receiving a conviction in court who are sentenced to custody	5% (Lower is Better)	5.3% (P)	Amber	
NI 45	Young offender's engagement in suitable education, training and employment.	90%	82.5% (P)	Amber	
NI 46	Young offenders access to suitable accommodation	100%	98% (P)	Green	
NI 51	Effectiveness of child and adolescent mental health (CAMHS) services	16	16 (E)	Green	
NI 53	Prevalence of breast-feeding at 6-8 wks from birth	29.9%	29% (E)	Green	
NI 55	Obesity in primary school age children in Reception	9.37% (Lower is Better)	9.3% (E)	Green	n/a

PI No.	Title	Quarter 2 Target	Quarter 2 Actual	On Target	Direction of Travel
NI 56	Obesity in primary school age children in Year 6	20.4% (Lower is Better)	20.4% (E)	Green	n/a
NI 59	Percentage of initial assessments for children's social care carried out within 7 working days of referral	72%	57.5% (P)	Red	↓
NI 60	Percentage of core assessments for children's social care that were carried out within 35 working days of their commencement	60%	55.9% (P)	Amber	↓
NI 61	Timeliness of placements of looked after children for adoption following an agency decision that the child should be placed for adoption	80%	85.7% (P)	Green	↑
NI 62	Stability of placements of looked after children: number of placements	10% (Lower is Better)	10.2% (P)	Green	↑
NI 63	Stability of placements of looked after children: length of placement	70	68.5 (P)	Green	↑
NI 64	Child Protection Plans lasting 2 years or more	5% (Lower is Better)	3.3% (P)	Over Performing	↓
NI 65	Percentage of children becoming the subject of Child Protection Plan for a second or subsequent time.	19% (Lower is Better)	22.5% (P)	Red	↓
NI 66	Looked after children cases which were reviewed within required timescales.	95%	96.4% (P)	Green	↔
NI 67	Percentage of child protection cases which were reviewed within required timescales	100%	98.9% (P)	Green	↔
NI 68	Percentage of referrals to children's social care going on to initial assessment	72%	60.9% (P)	Red	↑
NI 70	Reduce emergency hospital admissions caused by unintentional and deliberate injuries to children and young people	(Lower is Better)	54.5 (E)		↑
NI 72	Achievement of at least 78 points across the Early Years Foundation Stage with at least 6 in each of the scales in Personal Social and Emotional Development and Communication, Language and Literacy	56%	51.7% (P)	Amber	n/a
NI 73	Achievement at level 4 or above in both English and Maths at Key Stage 2	77%	74% (P)	Green	n/a
NI 75	Achievement of 5 or more A*- C grades at GCSE or equivalent including English and Maths	55.2%	53.2% (P)	Green	↑
NI 92	Narrowing the gap between the lowest achieving 20% in the Early Years Foundation Stage Profile and the rest	30.2% (Lower is Better)	31.4% (P)	Green	↔
NI 93	Progression by 2 levels in English between Key Stage 1 and Key Stage 2	86%	81.6% (P)	Amber	↔
NI 94	Progression by 2 levels in Maths between Key Stage 1 and Key Stage 2	79%	77.8% (P)	Green	↔
PI No.	Title	Quarter 2	Quarter 2	On	Direction

		Target	Actual	Target	of Travel
NI 100	Looked after children reaching level 4 in maths at Key Stage 2	44.1%	52% (P)	Over Performing	↓
NI 101	Looked after children achieving 5 A*-C GCSEs (or equivalent) at Key Stage 4 (including English and maths)	7.4%	7.3% (P)	Green	↓
NI 103a	Percentage of final SEN statements issued within 26 weeks (Excluding exceptions)	98.0%	100% (A)	Green	↑
NI 103b	Percentage of final SEN statements issued within 26 weeks (Including exceptions)	92.0%	98.9% (A)	Green	↑
NI 112	Under 18 conception rate	(Lower is Better)	-1.98% (A)		n/a
NI 113	Prevalence of Chlamydia in under 25 year olds	(Lower is Better)	8.1% (E)		↑
NI 117	16 to 18 year olds who are not in education, employment or training (NEET)	8.2% (Lower is Better)	9.8% (P)	Red	↑
LOCAL 1400	Number of looked after children	(Lower is Better)	616 (P)		↔
LOCAL 1401	Percentage of referrals progressed to CIN assessment (NI 68 proxy)	72%	63.5% (E)	Red	n/a