

## **BUDGET PROPOSAL CONSULTATIONS: FINDINGS**

---

### **1.0 Background**

The purpose of this report is to provide insight, analysis and update on budget consultation methods and outcomes as part of the 2023/ 2024 budget setting process.

Three levels of engagement were undertaken as part of the process. This included service specific consultations, a budget simulator and a statutory business/ stakeholder consultation.

### **2.0 SERVICE SPECIFIC CONSULTATIONS**

where a proposal withdraws a benefit to users, there is an expectation of consultation beforehand. This was the case with budget proposals for Street Cleansing, Leisure Services, the Library Service, Parks and Countryside and Youth Services.

Findings of each consultation will be detailed in this report, and a link provided to the full, individual reports, which are held on the public facing 'Have Your Say' portal.

### **2.1 Methodology**

The consultation was carried out between 8 December 2022 to 15 January 2023 (19 December to 22 January for Youth Services). The approach used was an on online public consultation through the 'Have your say' consultation portal at [www.haveyoursay.wirral.gov.uk](http://www.haveyoursay.wirral.gov.uk) A budget consultation Hub was created within the platform which provided users with one single location through which to engage in individual service consultations and access a Budget Simulator tool <https://haveyoursay.wirral.gov.uk/hub-page/budget-2023-24>

An online questionnaire was provided for residents to engage with. Respondents were also able to complete paper copies at libraries and leisure centres, request paper copies or request help completing the questionnaire. There was also the opportunity to submit additional comments via a dedicated email address, which was published on the 'Have your say' website alongside the online tool.

### **2.2 Questionnaire**

The consultation questionnaire was developed around understanding resident views on the options presented. To enable further understanding, and in-depth analysis, respondents were invited to provide free-text comments to expand on their ideas or concerns. Following closure of the consultation, the responses to each of the direct questions were collated and coded.

## **2.3 Interpretation of results**

In terms of the results, it is important to note that:

- The public consultation is not representative of the overall population but provides information on the opinion of those residents who engaged.
- Free-text questions that offered respondents the option to provide written feedback could have covered multiple themes. Therefore, free-text responses were categorised using a coding system. The percentages given reflect the percentage of respondents who made the comment and as they may have made more than one comment, the total percentage may exceed 100%.

## **2.4 Analysis of respondents**

Respondents to the online tools were provided with the option to provide demographic information about themselves. It must be noted that this is an option and that not all respondents included this information. This data allows the demographic results to be included in this report to enable analysis of the scope of responses and representation from different demographic groups.

## **2.5 Communication**

To ensure the consultations were as accessible as possible, a social and digital sub campaign was carried out, which included regular messaging, targeted demographical and geographical communications, resident e-newsletters, and regular theme specific stories, linking with the narrative, and urging residents and stakeholders to take part in the consultation.

Communication channels included (but not limited to):

- Social media messaging across a variety of platforms.
- Dedicated email address (for comments, ideas, request for paper copies etc).
- Paper copies in libraries and leisure centres.
- WirralView news channel – article and links.
- Links and details in weekly Resident E-Newsletter.
- Digital and social links to the 'Have Your Say' Hub.
- Online redirection through local news platforms.
- Council website notices.
- Internal / Staff communications.
- Local media briefing/ media management.
- Member briefing.
- Sharing of links and paper copy locations with CVF sector.
- Word of mouth

## **2.6 Results**

### **2.6.1 Street Cleansing**

The questionnaire was responded to by 718 people. 409 responses came through the online portal, 309 paper copies were completed. No questions were mandatory so respondents could choose which questions to respond to.

**Question 1: A move to a reactive model would see cleansing undertaken in response to service requests and in known hot spot/high demand locations only.**

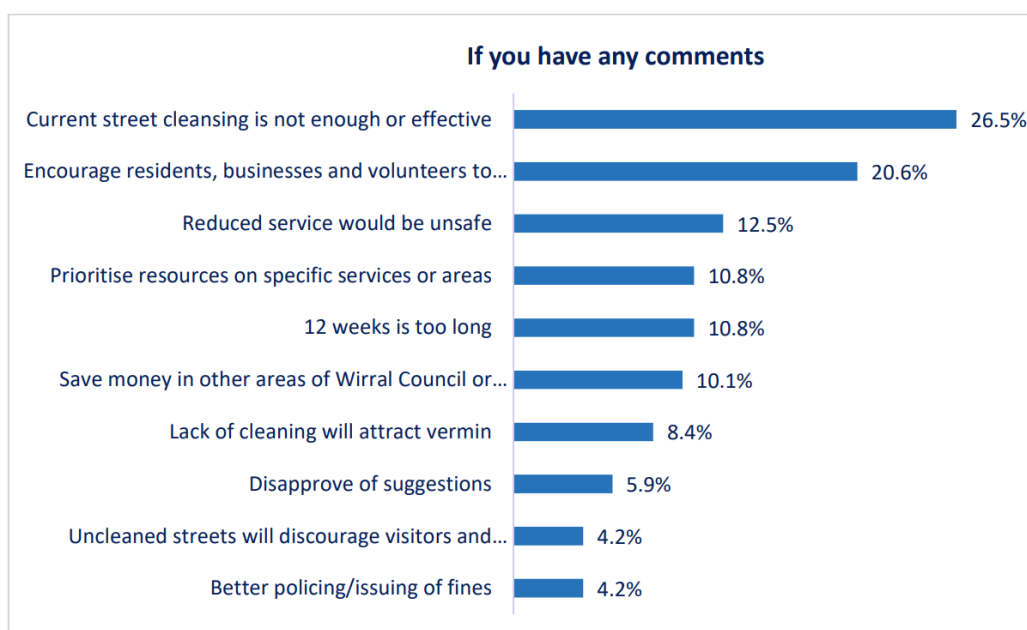
- 711 people answered this question.
- 61.2% of the responses were disagreed with the proposal (35.2% strongly disagree and 26.0% disagree) whilst 27.0% agreed with proposal (5.8% strongly agree and 21.2% agree). 11.8% neither agreed nor disagreed.

**Question 2: A reduction in cleansing schedules would see a move from 4-weekly to 12-weekly cleansing schedules across the whole borough – but keeping the 4-weekly alleyway cleanse service.**

- 709 people answered this question.
- 61.5% of the responses were disagreed with the proposal (24.8% strongly disagree and 36.7% disagree) whilst 26.7% agreed with proposal (5.2% strongly agree and 21.4% agree). 11.8% neither agreed nor disagreed.

**Question 3: Additional Comments**

- 287 people answered this free text question.
- Below are the top themes that emerged from the free-text comments as a percentage of the number of people who provided an answer to the question. As the percentage reflects the proportion of respondents who made the comment and that respondents may have made more than one comment in their answer, the total percentages may exceed 100%.



**Direct Representations**

- One direct representation was received from an individual. This can be found in the full findings report, housed on the HYS portal.

## Demographics

The demographics results are summarised below. The same questions were included on the paper-copy questionnaires.

- Most respondents (89.8%) classed themselves as local residents. Next was employee of Wirral Council at 5.4%.
- In terms of age group profile, the most common age groups being 65-74 years (24.2%), followed by 55-64 years (22.9%) and 45-54 years (17.3%). 16-24 years only made up 1.3% of respondents.
- 57.2% of respondents identified as female and, 39.9% male. 2.5% preferring not to say and 0.4% preferring to use their own term.
- 85.3% of respondents were heterosexual, 1.6% were gay/ lesbian, 1.6% bisexual and 11.4% preferred not to say.
- 81.7% said they did not have a disability whilst 13.0% of respondents said that they had a disability, 5.3% preferred not to say.
- The majority (95.8%) of respondents identified as White – English, Welsh, Scottish, Northern Irish, British.

**FULL REPORT:** <https://haveyoursay.wirral.gov.uk/budget-2023-24-street-cleansing>

### 2.6.2 Parks and Countryside

The questionnaire was responded to by 977 people. 668 responses came through the online portal, 309 paper copies were completed. No questions were mandatory so respondents could choose which questions to respond to.

#### **Question 1: A 50% reduction in the maintenance budget would mean stopping non-statutory works at a selection of parks across the parks and countryside services estate.**

- 966 people answered this question.
- 81.0% of the responses were in disagreement with the proposal (55.0% strongly disagreed and 26.0% disagreed), whilst 11.0% agreed with the proposal (3.6% strongly agreed and 7.3% agreed). 8.1% neither agreed nor disagreed.

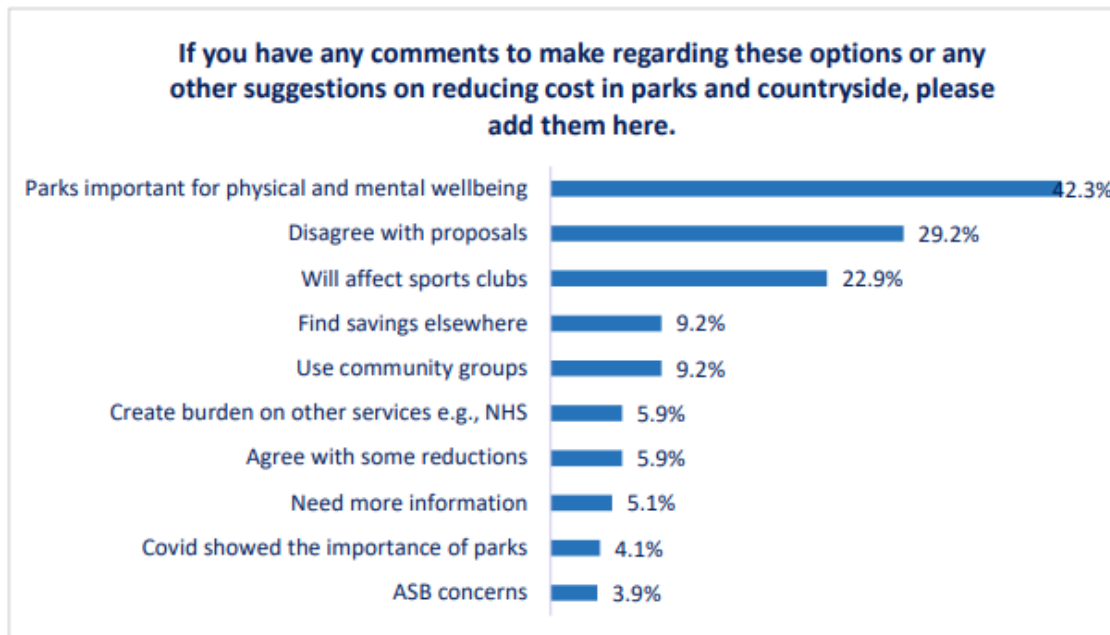
#### **Question 2: A 25% reduction in the maintenance budget would mean stopping nonstatutory works at a smaller selection of parks across the parks and countryside services estate.**

- 965 people answered this question.
- 67.7% of the responses were in disagreement with the proposal (46.7% strongly disagreed and 21.0% disagreed), whilst 21.1% agreed with the proposal (4.2% strongly agreed and 16.9% agreed). 11.1% neither agreed nor disagreed.

#### **Question 3: Additional Comments**

- 489 people answered this free text question.
- Below are the top themes that emerged from the free-text comments as a percentage of the number of people who provided an answer to the

question. As the percentage reflects the proportion of respondents who made the comment and that respondents may have made more than one comment in their answer, the total percentages may exceed 100%.



### Direct Representations

Four direct representations were received from:

- Wirral and District Crown Green Bowling Association.
- Wirral Ladies Bowling Association.
- Joint Representation from Bebington Park Bowling Club, Cammell Laird Bowling Club and Bebington Ladies Bowling Club.
- Birkenhead and Wirral Ladies Bowling League.

Full details can be found in the report, housed on the HYS portal.

### Demographics

The demographics results are summarised below. The same questions were included on the paper-copy questionnaires.

- Most respondents (87.6%) classed themselves as local residents. Next was member of a voluntary or community organisation at 5.5%.
- In terms of age group profile, the most common age groups being 65-74 years (26.8%), followed by 55-64 years (21.6%) and 45-54 years (16.6%). Under 24s only made up 1.6% of respondents.
- 49.5% of respondents identified as female and, 48.2% male. 2% preferring not to say and 0.3% preferring to use their own term.
- 86.2% of respondents were heterosexual, 1.1% were gay/ lesbian, 1.4% bisexual and 11.2% preferred not to say.
- 86.1% said they did not have a disability whilst 9% of respondents said that they had a disability, 4.9% preferred not to say.

- The majority (95.5%) of respondents identified as White – English, Welsh, Scottish, Northern Irish, British.

**FULL REPORT:** <https://haveyoursay.wirral.gov.uk/budget-2023-24-parks>

### **2.6.3 Leisure Services**

The questionnaire was responded to by 804 people. 593 responses came through the online portal, 211 paper copies were completed. No questions were mandatory so respondents could choose which questions to respond to.

#### **Question 1: The Council could consider discontinuing to provide Leisure Services.**

- In response, the most common answer was 'Strongly disagree', supported by 74.4% of the 800 responses. In total, 87.9% of respondents were in disagreement with the statement, and 9.0% supported the statement.

#### **Question 2: The Council could consider closing two pools In response to 'The Council could consider closing two pools.**

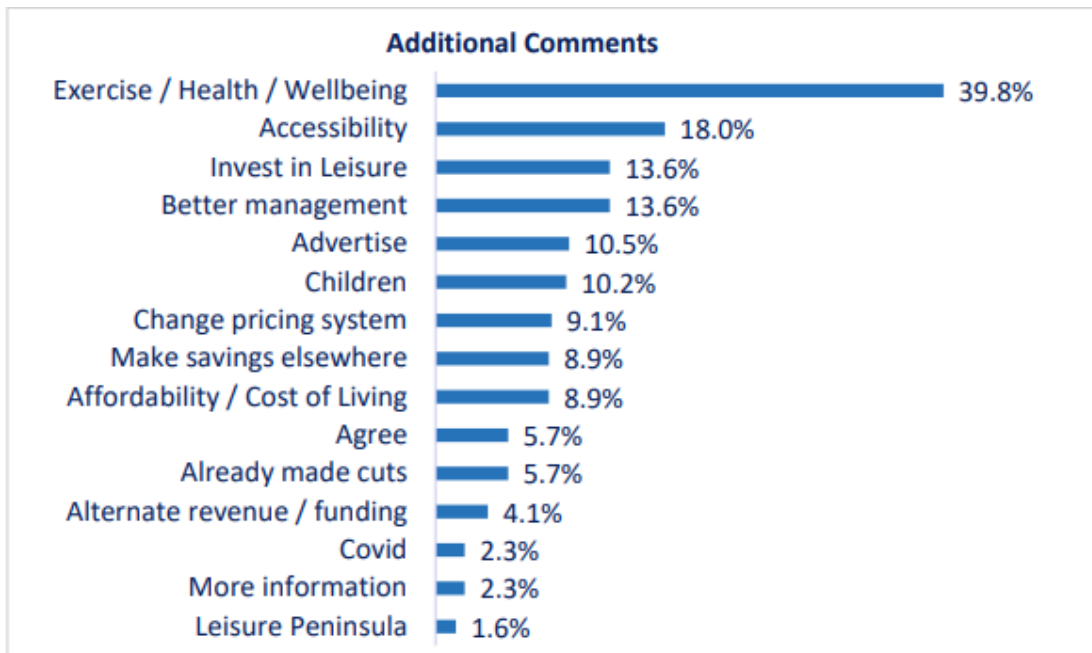
- In response, the most common answer was 'Strongly disagree', supported by 43.1% of the 796 responses. In total, 60.4% of respondents were in disagreement with the statement, and 30.9% supported the statement.

#### **Question 3: The Council could consider reducing the overall number of Leisure Centres it manages and operates.**

- In response, the most common answer was 'Strongly disagree', supported by 40.8% of the 801 responses. In total, 59.1% of respondents were in disagreement with the statement, and 31.8% were in agreement.

#### **Question 4: Additional Comments**

- 440 people answered this free text question.
- Below are the top themes that emerged from the free-text comments as a percentage of the number of people who provided an answer to the question. As the percentage reflects the proportion of respondents who made the comment and that respondents may have made more than one comment in their answer, the total percentages may exceed 100%.



### Direct Representations

One direct representation was received from an individual. This can be found in the full findings report, housed on the HYS portal.

### Demographics

The demographics results are summarised below. The same questions were included on the paper-copy questionnaires.

- Most respondents (88.1%) classed themselves as local residents. Next was member of an employee of Wirral Council at 6.5%.
- In terms of the age group profile, the most common age groups being 55-64 years (23.4%), followed by 65-74 years (22.5%) and 45-54 years (19.2%). Under 24's made up 1.3% of respondents.
- 56.9% of respondents identified as female and, 40.6% male. 2.3% preferring not to say and 0.3% preferring to use their own term.
- 85.9% of respondents were heterosexual, 1.3% were gay/ lesbian, 1.1% bisexual and 11.7% preferred not to say.
- 83% said they did not have a disability whilst 10.5% of respondents said that they had a disability, 6.4% preferred not to say.
- The majority (95.1%) of respondents identified as White – English, Welsh, Scottish, Northern Irish, British.

**FULL REPORT:** <https://haveyoursay.wirral.gov.uk/budget-2023-24-leisure-services>

#### 2.6.4 Library Services

The questionnaire was responded to by 951 people. 745 responses came through the online portal, 206 paper copies were completed. No questions were mandatory so respondents could choose which questions to respond to.

**Question 1: The Council could consider relocating Birkenhead Central and Wallasey Central libraries into other Council buildings, in the same area, that are not fully used.**

- 943 people answered this question.
- 55.7% of the respondents were in disagreement with the proposal (42.5% strongly disagree and 13.1% disagree) whilst 38.0% were in agreement (17.2% strongly agree and 20.8% agree). 6.4% neither agreed nor disagreed.

**Question 2: The Council could consider reducing the size of its library service**

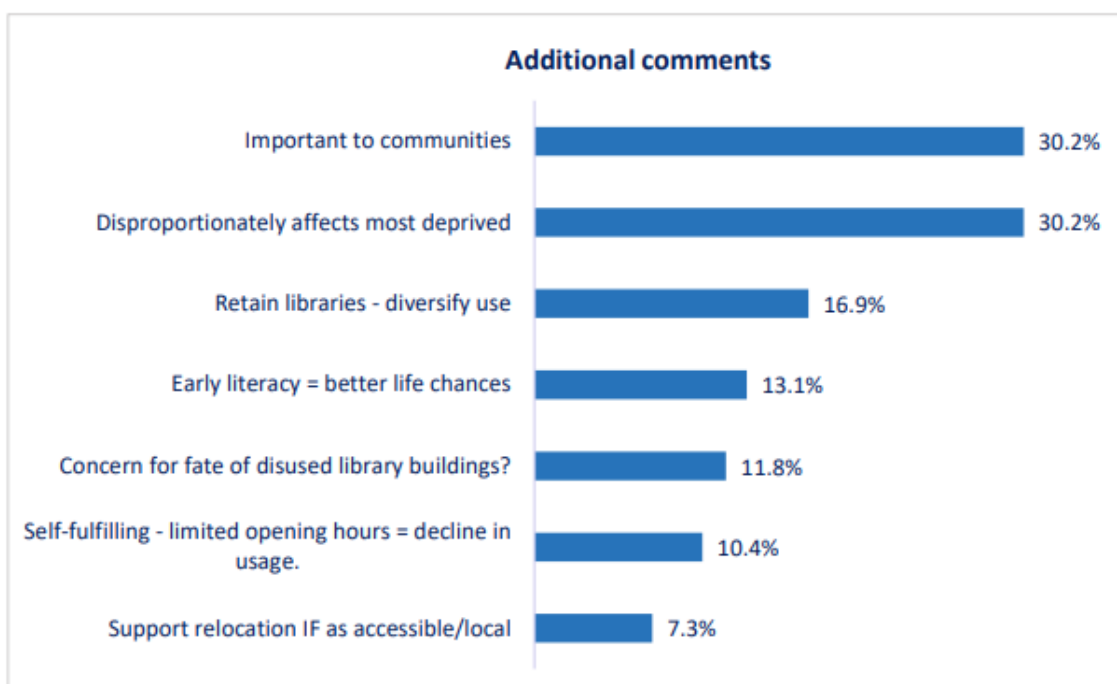
- 945 people answered this question.
- 64.7% of the responses were in disagreement with the proposal (45.5% strongly disagree and 19.2% disagree) whilst 28.1% were in agreement (10.9% strongly agree and 17.2% agree). 7.2% neither agreed nor disagreed.

**Question 3: The Council could consider moving some of its library sites into other Council buildings reducing the overall number of library sites it currently provides**

- 945 people answered this question.
- 57.9% of the responses were in disagreement with the proposal (40.2% strongly disagree and 17.7% disagree) whilst 33.2% were in agreement (13.8% strongly agree and 19.5% agree). 8.9% neither agreed nor disagreed.

**Question 4: Additional Comments**

- 287 people answered this free text question.
- Below are the top themes that emerged from the free-text comments as a percentage of the number of people who provided an answer to the question. As the percentage reflects the proportion of respondents who made the comment and that respondents may have made more than one comment in their answer, the total percentages may exceed 100%.





## **Direct Representations**

Three direct representations were received from Library users. This can be found in the full findings report, housed on the HYS portal.

## **Demographics**

The demographics results are summarised below. The same questions were included on the paper-copy questionnaires.

- Most respondents (87.7%) classed themselves as local residents. Next was member of an employee of Wirral Council at 5.8%.
- In terms of the age group profile, the most common age groups being 65-47 years (22.6%), followed by 55-64 years (22.2%) and 35-44 years (19.5%). Under 24 years only made up 1.6% of respondents.
- 63.7% of respondents identified as female and, 32.5% male. 3.5% preferring not to say and 0.3% preferring to use their own term.
- 82.6% of respondents were heterosexual, 1.3% were gay/ lesbian, 1.7% bisexual and 14.3% preferred not to say.
- 81.2% said they did not have a disability whilst 12.2% of respondents said that they had a disability, 6.6% preferred not to say.
- The majority (93.3%) of respondents identified as White – English, Welsh, Scottish, Northern Irish, British.

**FULL REPORT:** <https://haveyoursay.wirral.gov.uk/budget-2023-24-library-services>

### **2.6.4 Youth Services**

The questionnaire was responded to by 2192 people. 252 responses came through the online portal, 1692 through Microsoft Forms and 248 paper copies were completed. No questions were mandatory so respondents could choose which questions to respond to.

#### **Question 1: The Council could consider closing Pilgrim Street and delivering services other ways, such as an 'outreach' or 'pop-up' offer.**

- 1744 people answered this question.
- 66.1% of the responses were in disagreement with the proposal (53.8% strongly disagree and 12.3% disagree) whilst 21.7% were in agreement with proposal (12.2% strongly agree and 9.5% agree). 12.3% neither agreed nor disagreed.

#### **Question 2: The Council could consider reducing the budget used to support out of hours and weekend play schemes and explore the opportunities to work with voluntary and charity groups to provide alternative forms of activities and locations.**

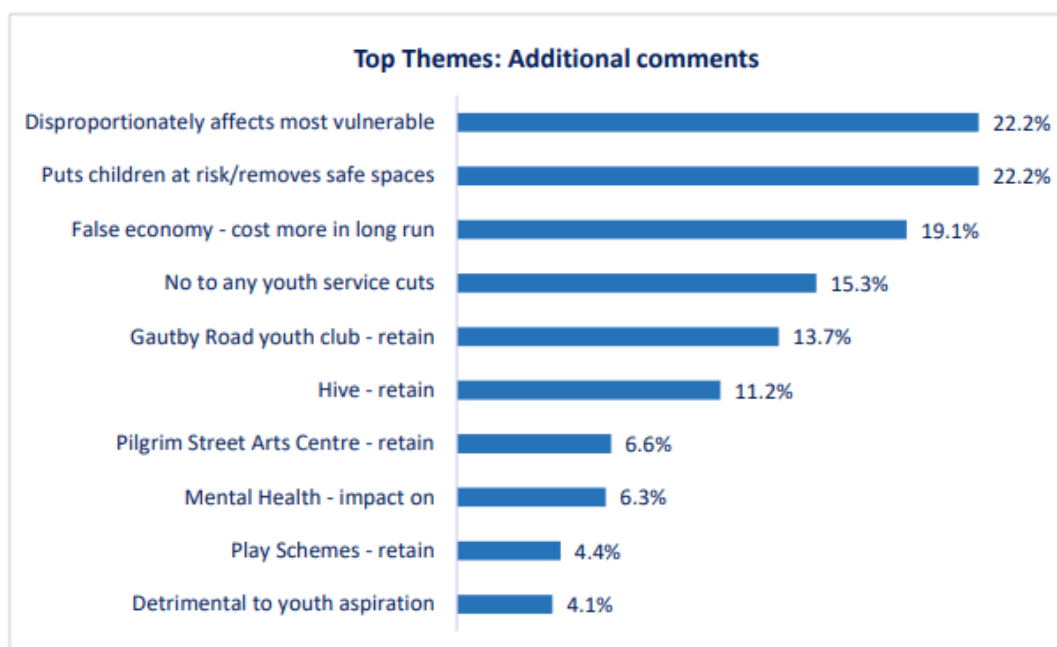
- 2097 people answered this question.
- 72.7% of the responses were in disagreement with the proposal (62.8% strongly disagree and 10.0% disagree) whilst 18.3% were in agreement with proposal (10.6% strongly agree and 7.7% agree). 9.0% neither agreed nor disagreed.

### Question 3: The Council could consider more mobile and outreach services.

- 1824 people answered this question.
- 78.5% of the responses were in disagreement with the proposal (67.8% strongly disagree and 10.7% disagree) whilst 15.6% were in agreement with proposal (10.6% strongly agree and 5.0% agree). 6.0% neither agreed nor disagreed.

### Question 4: Additional Comments

- 884 people answered this free text question.
- Below are the top themes that emerged from the free-text comments as a percentage of the number of people who provided an answer to the question. As the percentage reflects the proportion of respondents who made the comment and that respondents may have made more than one comment in their answer, the total percentages may exceed 100%.



### Direct Representations

Two direct representations were received from individuals. This can be found in the full findings report, housed on the HYS portal.

**FULL REPORT:** <https://haveyoursay.wirral.gov.uk/budget-2023-24-youth-services>

## 3.0 BUDGET SIMULATOR

With a limited budget, and costs and demands for services increasing, the online budget simulator was introduced as a wider consultation tool to allow residents to have a go at balancing the council's budget by reducing or increasing service area spending where they felt was most appropriate, thus best reflecting their priorities.

### 3.1 Methodology

The budget simulator tool ran alongside the service specific consultations hosted within the consultation hub on the 'Have your say' platform.

<https://haveyoursay.wirral.gov.uk/hub-page/budget-2023-24>

The simulator was broken down into directorate areas, as well as a section for support services. Respondents were given a budget target, as well as details of the predicted budget gap. Using a sliding scale within each area, they were tasked with reducing or increasing spend within those areas in order to reduce the gap and set a balanced budget.

It is important to note that as the 23/24 budget was yet to be set at the time of the simulator going live, the figures used were indicative only.

### 3.2 Analysis of respondents

Respondents to the online tools were provided with the option to provide demographic information about themselves. It must be noted that this is an option and that not all respondents included this information.

### 3.3 Communication

To ensure that as many residents and user groups as possible were aware of the simulator tool, and had the opportunity to participate, communications dove-tailed with the service specific consultations (see section 2.5), with the additional layer of targeted engagement to the youth audience, older resident groups, CVF sector, key partners/ stakeholders and 'friends of' / user groups.

### 3.4 Results

In total, the simulator received 740 responses, 605 with demographics and 218 with comments.

Below is a breakdown of the average **expenditure** change for each slider, from original service allocated budget, and in order of resident priority (most important first).

DIRECTORATE/ AREA	SERVICE	EXPENDITURE DIFFERENCE
Children, Families & Education	Children's Social Care & Safeguarding	-9.16%
	Education & Special Educational Needs (SEN) Support	-11.72%
	Early Help & Prevention	-13.21%
Neighbourhood Services	Community Safety	-17.64%
	Highways and Infrastructure	-18.48%
Regeneration	Housing	-20.51%
Adult Social Care & Health	Adult Social Care	-20.81%

	commissioned services	
Neighbourhood Services	Parks & Environment	-22.87%
	Leisure, Libraries & Customer Engagement	-23.14%
Resources	Revenues & Benefits	-25.20%
Regeneration	Regeneration	-25.84%
Support Services	Support Services	-27.77%
Regeneration	Planning	-28.92%

### 3.5 Direct Representations

471 direct representations were received from individuals. These be found in the full findings report, housed on the HYS portal.

### 3.6 Demographics

- Most respondents classed themselves as local residents.
- The most common age group for simulator users was 45-54 years (26%), followed by 25-34 and 35-44 years (both 18%). 55-64 Age 75+ made up just 2% of respondents.
- 63% of respondents identified as male and, 31% male. 6% preferring not to say.
- 74% said they did not have a disability whilst 16% of respondents said that they had a disability, 10% preferred not to say.
- The majority (89%) of respondents identified as White – English, Welsh, Scottish, Northern Irish, British.

## 4.0 STATUTORY BUSINESS CONSULTATION

### 4.1 Methodology

The consultation was carried out between 22 January to 2 February 2023. The approach used was an on online consultation utilising the ‘Have your say’ engagement tool. Respondents were also provided with contact details to enable them to request information in another format or raise any queries.

### 4.2 Questionnaire

The consultation questionnaire was developed around getting feedback from the business community and kay partners/ stakeholders on the Council’s budget options.

The questionnaire was themed into questions about the budget options related to each of the areas with budget options covered by service committees:

- Environment Climate Emergency and Transport
- Tourism Communities Culture and Leisure
- Children, Families and Education
- Adult Care and Public Health
- Policy and Resources

### 4.3 Communication

Given that this element of consultation was closed to a specific cohort, communications were targeted and engagement predominantly digital.

A specific link to the consultation was created and, together with a narrative providing context relating to the budget setting process, was sent to the target audience via:

- e-business mailing list (held by communications dept.)
- Established direct channel to members of CVF Sector
- Via Chamber Mailing List
- e-mailing list of Wirral Partnership.

### 4.4 Results

The questionnaire was responded to by 271 people.

#### 4.4.1 Environment, Climate Emergency and Transport

- **Following a pilot, the Council is planning to introduce an electric vehicle charging policy that will provide new charging points for electric vehicles generating a small income to the authority for re-investment.**  
*In response the most common answer was 'Agree', supported by 39.9% of the 268 responses. In total, 64.2%, of respondents were in agreement with the statement, and 19.8% were in disagreement.*
- **The Council charges a fee to provide dropped kerbs outside people's houses to enable residents to access their drives. This option would look to increase that charge in order to ensure full cost recovery.**  
*In response the most common answer was 'Agree', supported by 38.1% of the 268 responses. In total, 65.7%, of respondents were in agreement with the statement, and 26.1% were in disagreement.*
- **The Council plans to introduce large format, digital advertising screens in key locations and small format free standing units in shopping areas to be used for commercial advertising to generate additional income.**  
*In response the most common answer was 'Agree', supported by 36.8% of the 269 responses. In total, 53.5%, of respondents were in agreement with the statement, and 27.5% were in disagreement.*
- **In order to ensure service sustainability, the Council will look to review income targets within the Cemeteries and Crematoriums service.**  
*In response the most common answer was 'Neither agree nor disagree', supported by 37.5% of the 267 responses. In total, 31.5%, of respondents were in agreement with the statement, and 31.1% were in disagreement.*
- **The Bulky Waste collection service (ERIC service) currently collects up to 6 items for £32 per slot, with 120 slots available per week. The proposal is to**

**reduce the number of items to 4 for £32 and increase the number of bookable slots by 5 per day - 145 per week.**

*In response the most common answer was 'Agree', supported by 42.4% of the 269 responses. In total, 68%, of respondents were in agreement with the statement, and 16% were in disagreement.*

- **In line with the recent increase in demand for the Pest Control team within Environmental Services, an increase of the income targets is proposed.**

*In response the most common answer was 'Agree', supported by 33.5% of the 269 responses. In total, 44.2%, of respondents were in agreement with the statement, and 26.4% were in disagreement.*

- **The introduction of catering facilities at football playing fields would see income generated through placement of outdoor catering pods at Arrowe Park Playing Fields and Levers Playing Fields.**

*In response the most common answer was 'Agree', supported by 45.5% of the 268 responses. In total, 70.9%, of respondents were in agreement with the statement, and 14.2% were in disagreement.*

- **To meet increasing demand, it is proposed that additional income could be generated through expanding the councils camping offer at Wirral Country Park.**

*In response the most common answer was 'Agree', supported by 45.1% of the 268 responses. In total, 75.4%, of respondents were in agreement with the statement, and 8.6% were in disagreement.*

- **In order to generate additional income, the introduction of a Pet Memorial Garden for Wirral residents to commemorate their domestic pets has been proposed.**

*In response the most common answer was 'Agree', supported by 41.3% of the 269 responses. In total, 67.7%, of respondents were in agreement with the statement, and 16.4% were in disagreement.*

- **The reintroduction of Christmas Markets at Birkenhead Park would see units / pitches being offered to traders who would pay a fee, therefore generating an income.**

*In response the most common answer was 'Agree', supported by 48.7% of the 269 responses. In total, 84.8%, of respondents were in agreement with the statement, and 6.3% were in disagreement.*

- **In response to increasing levels of environmental crime including littering, dog fouling and fly tipping, a move back to it an environmental enforcement contract is proposed.**

*In response the most common answer was 'Strongly agree', supported by 45.9% of the 268 responses. In total, 80.2%, of respondents were in agreement with the statement, and 10.1% were in disagreement.*

- The proposal to review the Tree Management service could generate efficiencies through the reduction of a vacant post and the generation of new income.**

In response the most common answer was 'Agree', supported by 38.6% of the 267 responses. In total, 50.9%, of respondents were in agreement with the statement, and 10.9% were in disagreement.
- Business efficiencies could be realised through a review of the Environmental Health service to reduce the level of non-statutory services provided to residents.**

*In response the most common answer was 'Neither agree nor disagree', supported by 44.6% of the 267 responses. In total, 28.1%, of respondents were in agreement with the statement, and 27.3% were in disagreement.*
- It is proposed that a reduction be made in the Councils recycling promotional budget in order to achieve expenditure savings.**

*In response the most common answer was 'Agree', supported by 33.1% of the 269 responses. In total, 48%, of respondents were in agreement with the statement, and 26% were in disagreement.*
- The Parks and Countryside budget is approximately £4m. £3m of this is for statutory provision. This option is to reduce the non-statutory element of the service by 50%.**

*In response the most common answer was 'Disagree', supported by 38.3% of the 269 responses. In total, 51.7%, of respondents were in disagreement with the statement, and 21.9% were in agreement.*
- This option proposes the reduction in regular service street cleansing provision across the borough in residential areas, with a move to a reactive cleansing model. Cleansing would be undertaken in response to service requests and known hot spot/high demand locations. The service could still respond to fly tipping instances and service litter bins.**

*In response the most common answer was 'Strongly disagree', supported by 33.2% of the 268 responses. In total, 65.3%, of respondents were in disagreement with the statement, and 24.3% were in agreement.*

#### 4.4.2 Tourism, Communities, Culture and Leisure

- Within the Williamson Art Gallery are areas of possible event space. This option would look to generate income by developing the events programme in order to generate additional income.**

*In response the most common answer was 'Agree', supported by 54.1% of the 268 responses. In total, 88.4%, of respondents were in agreement with the statement, and 4.1% were in disagreement.*

- **In order to generate savings, a review of assets held within the Neighbourhoods Directorate will be undertaken to identify properties/buildings that could be considered for community asset transfer.**  
*In response the most common answer was 'Agree', supported by 45.7% of the 267 responses. In total, 68.9%, of respondents were in agreement with the statement, and 12.7% were in disagreement.*
- **Wirral currently has 15 library sites. Footfall at all libraries has reduced and has not recovered from pre-pandemic levels. This option proposes a reduction in the service down to 5 sites.**  
*In response the most common answer was 'Strongly disagree', supported by 25.7% of the 268 responses. In total, 48.1%, of respondents were in disagreement with the statement, and 38.1% were in agreement.*
- **Wirral currently has 15 library sites. Footfall at all libraries has reduced and has not recovered from pre-pandemic levels. This option proposes a reduction in the service down to 5 sites as well as relocating Birkenhead and Wallasey sites into Birkenhead Town Hall and the Floral Pavilion.**  
*In response the most common answer was 'Strongly disagree', supported by 27.6% of the 268 responses. In total, 48.1%, of respondents were in disagreement with the statement, and 37.3% were in agreement.*
- **This option proposes the relocation of Wirral's 2 central libraries in Birkenhead and Wallasey from the two, current, high-cost sites into Birkenhead Town Hall and the Floral Pavilion respectively to reduce overall library service building running costs.**  
*In response the most common answer was 'Agree', supported by 31.8% of the 267 responses. In total, 48.3%, of respondents were in agreement with the statement, and 32.6% were in disagreement.*
- **A Leisure Centre service review would focus on transformation of the service over a 5-year period and include several key themes, such as energy efficiency measures, service restructures, contracts and commissioning arrangements and sales and marketing.**  
*In response the most common answer was 'Agree', supported by 46.6% of the 264 responses. In total, 61.7%, of respondents were in agreement with the statement, and 10.2% were in disagreement.*
- **Savings could be made through incorporating the transformation of the Leisure service, along with the closure of one of the Council's Leisure Centres.**  
*In response the most common answer was 'Disagree', supported by 37.8% of the 267 responses. In total, 56.6%, of respondents were in disagreement with the statement, and 21% were in agreement.*



- **The proposal of temporarily standing down of two council swimming pools has the potential to achieve savings in heating and running costs.**  
*In response the most common answer was 'Disagree', supported by 37.1% of the 267 responses. In total, 70%, of respondents were in disagreement with the statement, and 14.6% were in agreement.*
- **A proposal to stop all Council leisure provision on the basis that it is a non-statutory, discretionary service that requires significant financial support from core Council budget would achieve considerable savings.**  
*In response the most common answer was 'Strongly disagree', supported by 45.7% of the 267 responses. In total, 80.1%, of respondents were in disagreement with the statement, and 10.1% were in agreement.*

#### 4.4.3 Children, Families and Education

- **A proposed review of Supporting Families funding and Early Help budgets is to be undertaken in order to find savings associated with demand.**  
*In response the most common answer was 'Neither agree nor disagree', supported by 30% of the 267 responses. In total, 40.1%, of respondents were in agreement with the statement, and 30% were in disagreement.*
- **It is proposed that the Council reduce its contributions to the Regional Adoption Agency in line with the average number of referrals, which will therefore generate savings.**  
*In response the most common answer was 'Neither agree nor disagree', supported by 32.1% of the 268 responses. In total, 40.7%, of respondents were in agreement with the statement, and 27.2% were in disagreement.*
- **The proposal to increase the number of children looked after placed in family settings and less in other settings such as residential and semi-independent settings would see a considerable cost reduction for the Council.**  
*In response the most common answer was 'Agree', supported by 45.3% of the 267 responses. In total, 64.4%, of respondents were in agreement with the statement, and 14.2% were in disagreement.*
- **A proposal to remodel social care and early help to provide one single service would change how we provide these services and achieve savings.**  
*In response the most common answer was 'Agree', supported by 39.9% of the 268 responses. In total, 56.3%, of respondents were in agreement with the statement, and 16.8% were in disagreement.*
- **Wirral currently has 3 of out of hours and weekend play schemes. This service, which employs 9 staff, supports child development and education through play and is non-statutory. Play services currently operate at: Leasowe Adventure Playground, Gautby Play Scheme, Beechwood Play**

**scheme as they are targeted in areas of greatest need. The option would remove this service altogether.**

*In response the most common answer was 'Strongly disagree', supported by 39.6% of the 268 responses. In total, 70.1%, of respondents were in disagreement with the statement, and 15.3% were in agreement.*

- **Wirral Youth Service offer includes a youth club provision in each of the 9 neighbourhoods, detached youth workers covering the borough, and an annual contribution to the Hive Youth Zone. This option would see the service being reduced to a statutory minimum provision.**

*In response the most common answer was 'Strongly disagree', supported by 37.3% of the 268 responses. In total, 71.6%, of respondents were in disagreement with the statement, and 15.3% were in agreement.*

- **Creative Youth Development employs 10 staff and delivers targeted packages of support to young people in crisis or with special educational needs and disabilities using a range of creative arts as therapeutic tools. The service is non-statutory, and options have been brought forward to reduce the service. This option would involve the service stopping altogether.**

*In response the most common answer was 'Strongly disagree', supported by 43.3% of the 268 responses. In total, 75%, of respondents were in disagreement with the statement, and 14.6% were in agreement.*

#### **4.4.4 Adult Care and Public Health**

- **A review of all-age disability transition will focus on planning to better prepare young people with care and health needs for adulthood through tailored and more creative approaches to meeting care and support needs. The review will seek efficiencies and therefore savings.**

*In response the most common answer was 'Agree', supported by 43.2% of the 266 responses. In total, 53.4%, of respondents were in agreement with the statement, and 22.9% were in disagreement.*

- **A review of services to support Independent Living, including technology enabled care provision, increasing take up of Direct Payments, utilising an increased range of extra care and supported housing options will deliver the required efficiency savings.**

*In response the most common answer was 'Agree', supported by 43.3% of the 268 responses. In total, 55.6%, of respondents were in agreement with the statement, and 14.6% were in disagreement.*

#### 4.4.5 Economy, Regeneration and Housing

- **The option to increase eligible rechargeable costs for Building Control services would have the potential to generate additional income.**  
*In response the most common answer was 'Neither agree nor disagree', supported by 37.1% of the 267 responses. In total, 48.7%, of respondents were in agreement with the statement, and 14.2% were in disagreement.*
- **A proposal to decommission the Solar Campus site and relocate teams currently working from the facility will see a partial in year saving, with full savings in 24/25.**  
*In response the most common answer was 'Agree', supported by 37.4% of the 265 responses. In total, 54.7%, of respondents were in agreement with the statement, and 13.2% were in disagreement.*
- **In 2023/24, the North and South Annexes in Wallasey are being demolished and this will effectively put the Town Hall between two demolition sites for most of the year. This will have practical implications on the use of, and access to the building. Savings will therefore be realised through the standing down of Wallasey Town Hall for 2023/24.**  
*In response the most common answer was 'Agree', supported by 36.6% of the 268 responses. In total, 63.1%, of respondents were in agreement with the statement, and 12.7% were in disagreement.*
- **This proposal could see savings made through re-provision of homeless accommodation and review of grants to current eligible customers for the community alarm/response services charges.**  
*In response the most common answer was 'Neither agree nor disagree', supported by 39% of the 267 responses. In total, 41.6%, of respondents were in agreement with the statement, and 19.5% were in disagreement.*
- **A review of the Housing Support service and Fuel Poverty contract can be undertaken in order to increase efficiencies and realise savings.**  
*In response the most common answer was 'Agree', supported by 37.1% of the 264 responses. In total, 50.4%, of respondents were in agreement with the statement, and 19.3% were in disagreement.*

#### 4.4.6 Policy and Resources

- **The Council currently funds salaries for four full time trade union reps for UNISON. Funding was in place initially for three reps, but this was increased to a fourth, on a temporary basis, during the pandemic and been absorbed into the core budget. This option will realise a saving by returning to financially supporting just three full reps.**  
*In response the most common answer was 'Strongly agree', supported by 52.1% of the 267 responses. In total, 83.1%, of respondents were in agreement with the statement, and 9% were in disagreement.*

- **A review of all enabling (back office) services across the whole organisation is proposed in order to identify economies of scale and opportunities for greater centralisation of these services.**

*In response the most common answer was 'Strongly agree', supported by 37.1% of the 267 responses. In total, 73%, of respondents were in agreement with the statement, and 7.1% were in disagreement.*