

Wirral Working Together

A Council Plan for 2023-2027

All Themes
Performance

Performance Report

Welcome to our Council Plan Performance Report

The Council Plan is the Council's key plan and sets out our main priorities between 2023-27. The Council Plan translates our vision 'working together to promote fairness and opportunity for people and communities' into a deliverable plan to turn this vision into a reality for the people of Wirral.

This performance report provides information related to the effectiveness of the delivery of our Council Plan. It will be updated on a quarterly basis. The plan identifies six delivery themes. This report provides a dashboard to view progress on delivery of the whole plan and a summary dashboard for each key theme.

For each theme a quarterly narrative report provides context on how the plan is being delivered, it highlights key areas of success and identifies areas where we need to do more to keep performance on track. The dashboard also reports on progress using our key performance measures.

You can also view delivery by theme by clicking on the buttons below.

**Efficient, effective and
accessible council**

**Early help for children and
families**

**Promote independence and
healthier lives**

People focused regeneration

Protect our environment

**Safe, resilient and engaged
communities**

This report may not be suitable to view for people with disabilities, users of assistive technology or mobile phone devices. If you need the report in a different format please email wisanalytics@wirral.gov.uk

Quarter 2: July - September 2024. The narrative is related to measures that have changed in this quarter compared to the last available data

Areas Of Improvement

The number cycling journeys recorded on key routes in Wirral has increased compared to the same period last year. The Council has recently concluded a consultation on a Core Active Travel Network which proposes a 15-year pipeline of active travel infrastructure to enable increased levels of walking, wheeling and cycling usage across the Borough. Active travel can be influenced by adverse weather and longer-term trend monitoring will support further understanding in this area. The percentage of A roads where maintenance should be considered has remained the same compared to the previous two years, this is on a par with the England benchmark.

Areas Requiring Improvement

Road traffic casualties in Wirral that resulted in serious or fatal injuries increased compared to the same period in the previous year. Wirral figures are lower than the North West benchmark figure. The Council has an annual programme of road safety improvements and education which is prioritised based on casualty data. Our capital investment, including the roll out of 20 mph speed limits aims to reduce KSIs the severity of injuries if collisions occur.

The percentage of Council B and C roads in poor condition has increased in the latest period with Wirral now higher than North West and England Benchmarks. In line with our asset management approach, investment for 2024/25 has been targeted to arrest this deterioration through a wider range of treatments and preventative maintenance. If we are to achieve an improvement, then additional funding would be required.

Green

Equal to or better than previous period or target

Amber

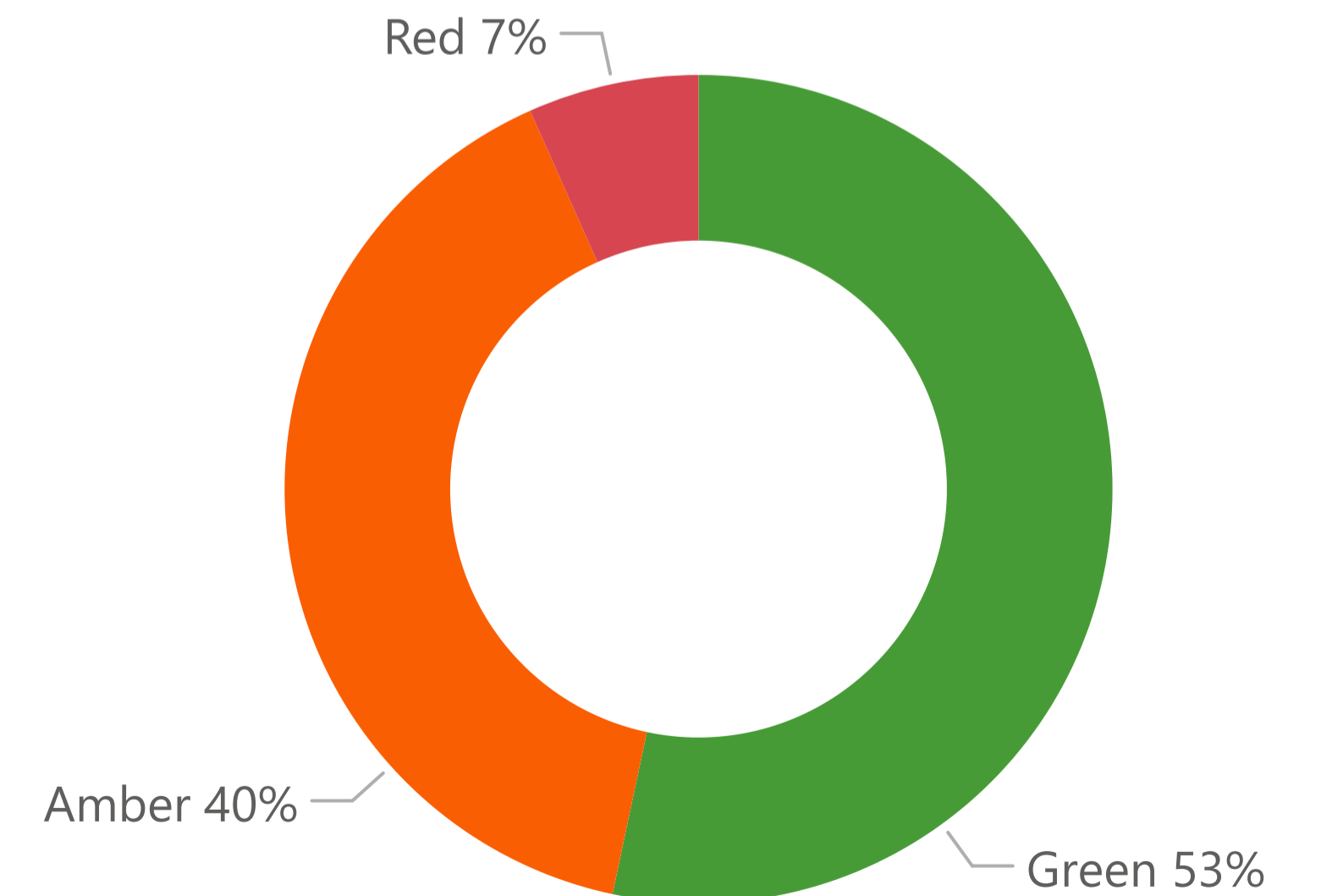
Within 5% or 5 percentage points of previous period or target

Red

Over 5% or 5 percentage points worse than previous period or target

Neutral

Information purposes - neither high or low is better



Quarter 2: July - September 2024. The narrative is related to measures that have changed in this quarter compared to the last available data

Key Activities Related To This Theme

The number of walking journeys recorded on key routes in Wirral has decreased compared to the same period last year and the previous quarter. Closure of pedestrian routes in the Conway Street area in the town centre which were previously on a count line may have resulted in one of the sensors having a reduced count, this will be further investigated and if appropriate adjustments will be made for next quarter to reflect. The Council has recently concluded a consultation on a Core Active Travel Network which proposes a 15-year pipeline of active travel infrastructure across the Borough. Active travel can be influenced by adverse weather and longer-term trend monitoring will support further understanding in this area.

Key Activities Related To This Theme

A new Liverpool City Region group-buying scheme for solar panels was launched in Wirral in September. Solar panels allow people to cut their energy bills and to transition to clean energy and do their bit for the environment. This follows the successful first two rounds of the Solar Together scheme which saw 7,500 solar panels fitted to over 700 households with costs for a typical 14-panel solar array around 33% and 37% less than the market price. The first two schemes are expected to help reduce carbon emissions by 13,000 tonnes over 25 years, the equivalent of taking 7,250 cars off the road for a year.

Wirral Council's ongoing commitment to leading the way locally in reducing energy costs and damaging emissions from its own buildings is starting to produce results. The council has invested £350,000 on energy-efficiency measures at its Active Wirral leisure centres over the last 12 months in a project that is delivering reductions in cost and energy usage, and won a national accolade, 'Best Innovation or Demand Management Initiative' at the Association for Public Service Excellence (APSE). Leisure centres - all of which are large, multi-use spaces operating for long periods of time with air-conditioned fitness suites and some with heated swimming pools - were an obvious focus for a project that aimed to improve energy efficiency and reduce costs associated with energy. Actions such as installing pool covers to reduce heat loss from the swimming pools when they are not in use, repairing solar panels, installing low flow showers and improving the awareness of energy efficiency amongst staff, along with providing more investment for ongoing planned preventative maintenance. It achieved over one and a half times its emissions reduction target to save 335 tonnes CO₂e contributing to 23% of the Council's total emissions reduction target for 2023/24. The project is also on target to have the initial investment repaid in around 18 months with a cost saving of £1.23 million by 2028 if the initial results are maintained.

Legend - RAG rating

Green

Equal to or better than previous period or target

Red

Over 5% or 5 percentage points worse than previous period or target

Amber

Within 5% or 5 percentage points of previous period or target

Neutral

Information purposes - neither high or low is better

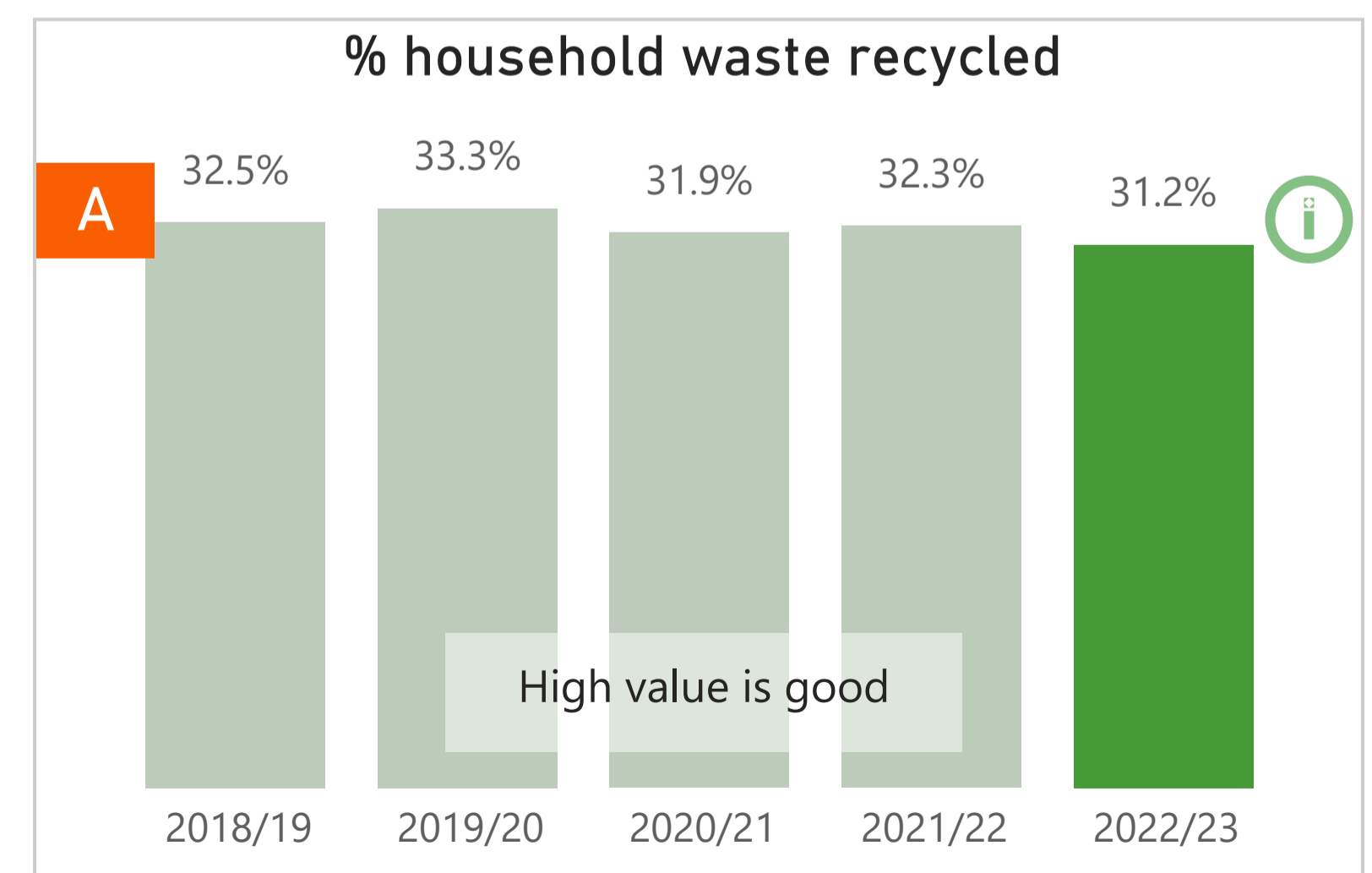
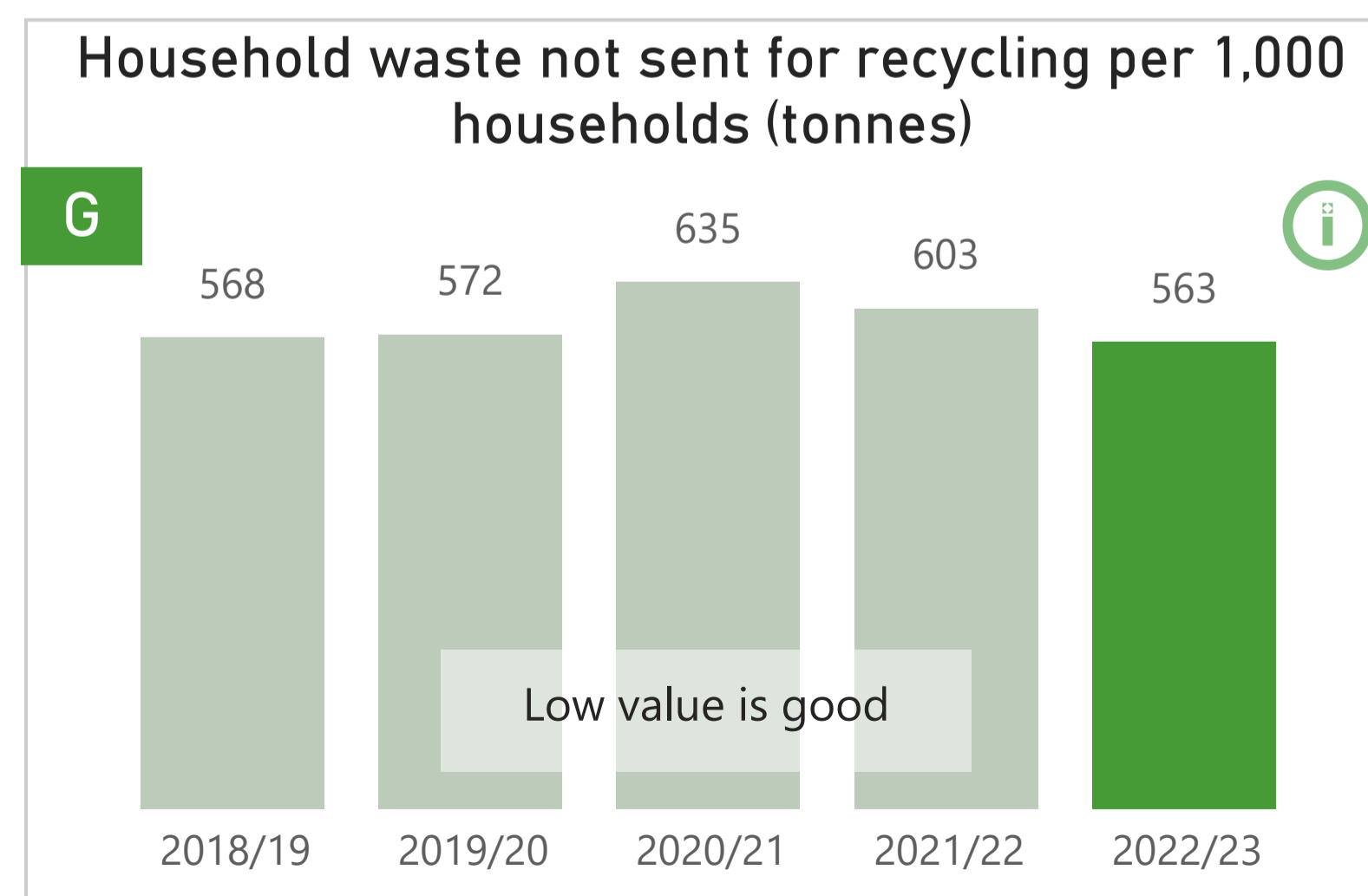
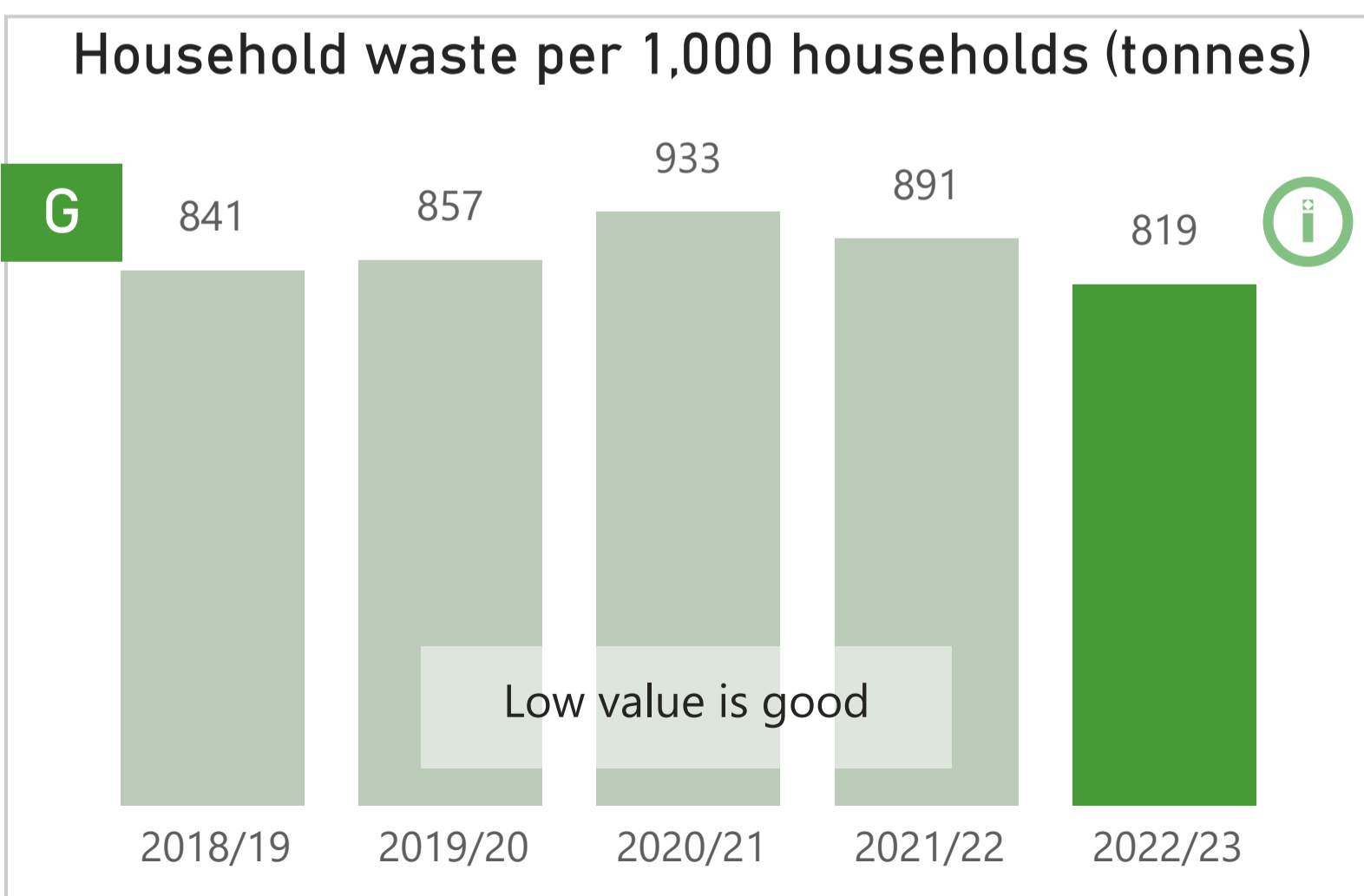
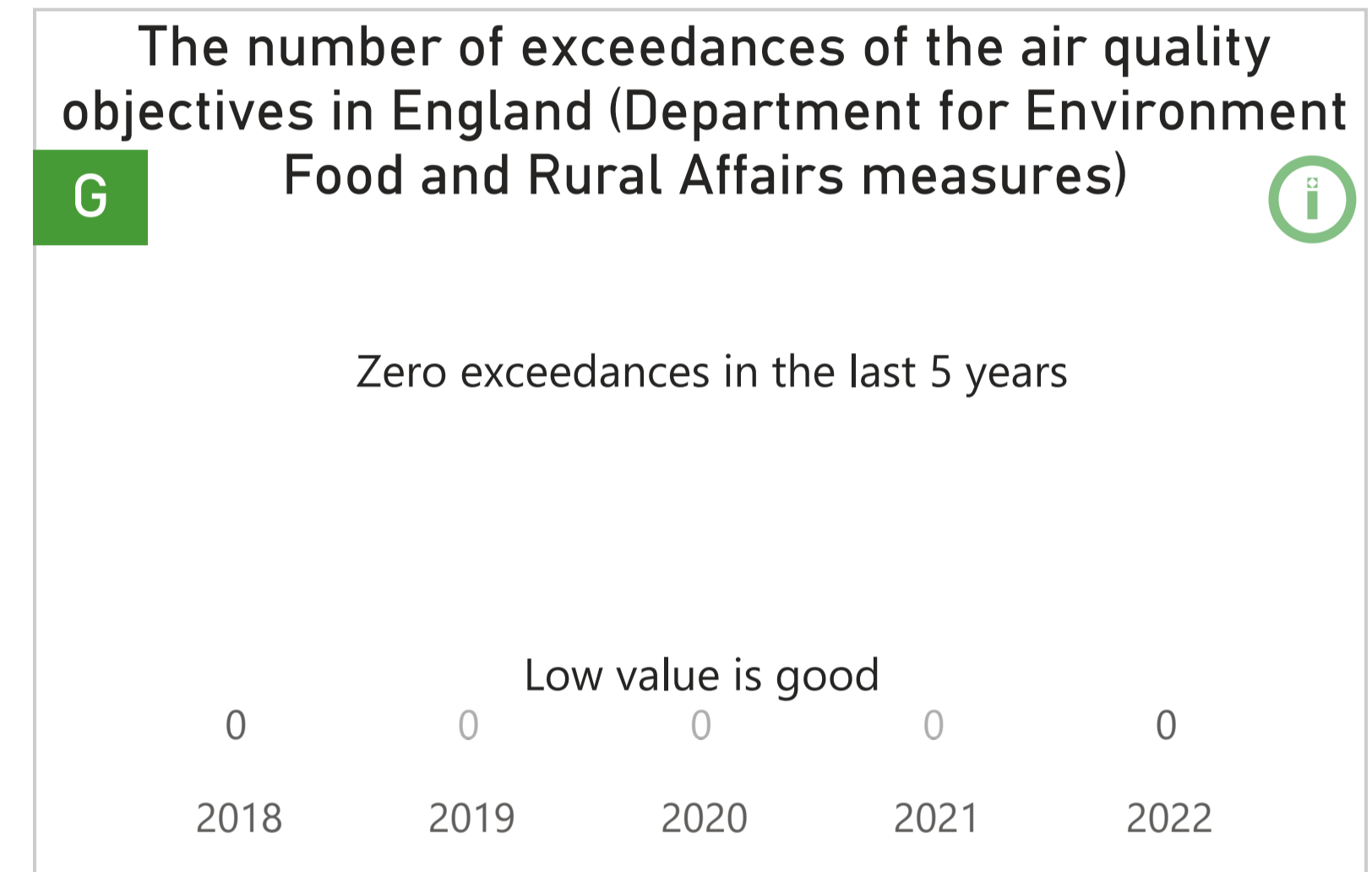
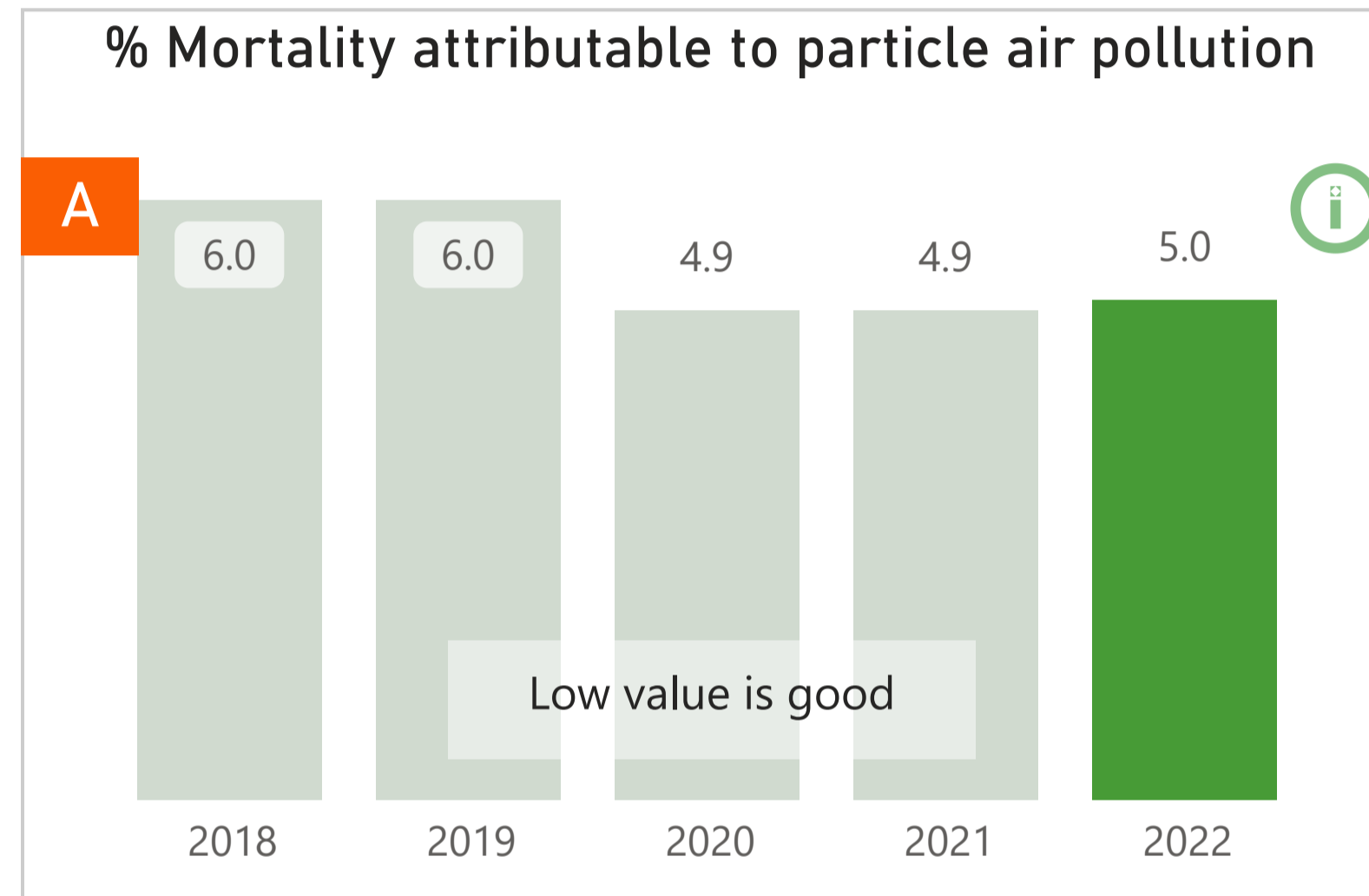
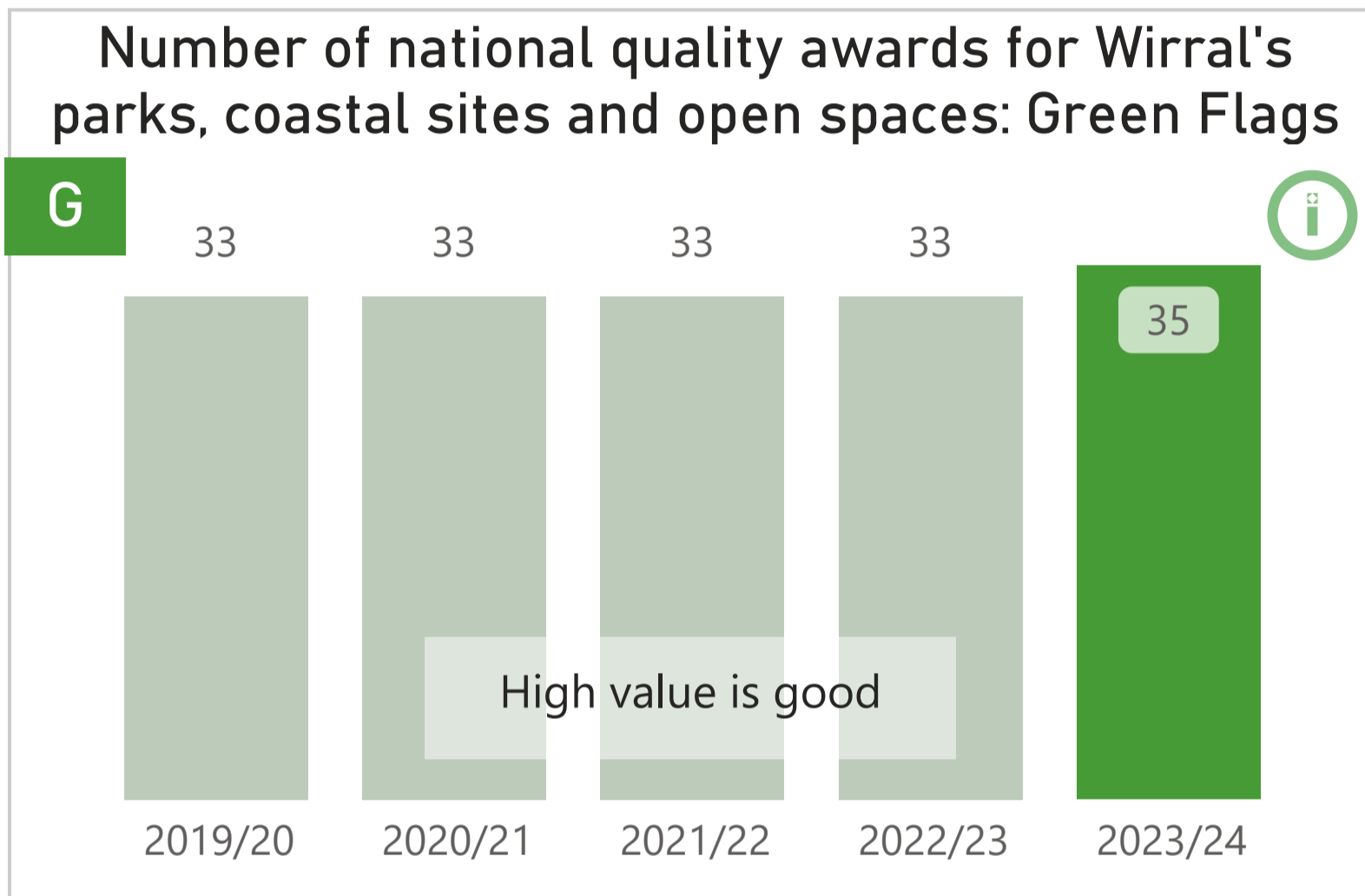
Delivery Theme	Measures	Neutral	Green	Amber	Red
Protect Our Environment	15		8	6	1

Outcome	Measures	Neutral	Green	Amber	Red
An environmentally friendly and sustainable borough	7		4	3	
Net zero targets achieved	2		1		1
Improved transport infrastructure	6		3	3	

Protect Our Environment.

An environmentally friendly and sustainable borough

For more information on each metric, please click on its information symbol, which looks like this: 



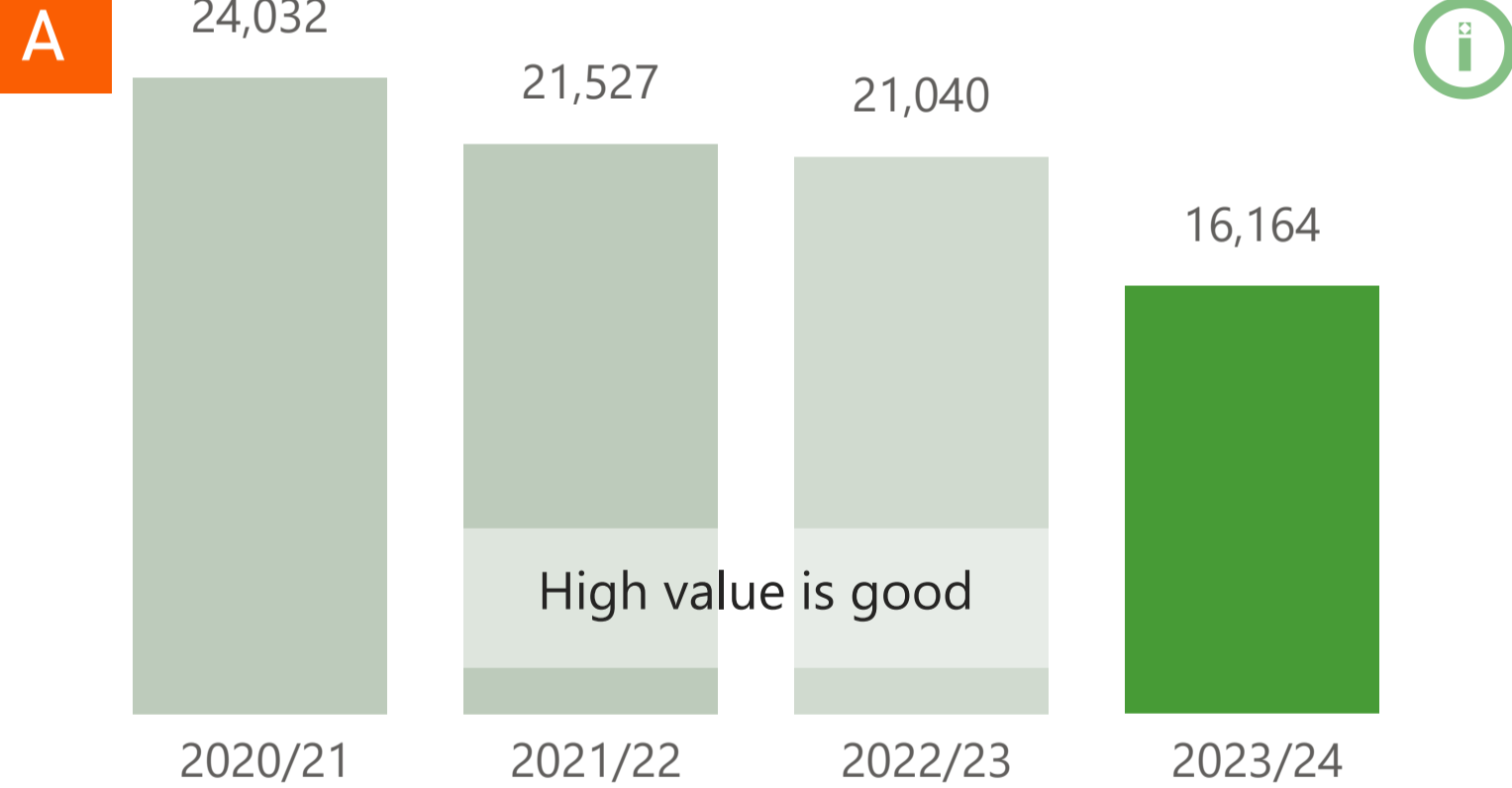
Protect Our Environment. An environmentally friendly and sustainable borough / Net zero targets achieved

For more information on each metric, please click on its information symbol, which looks like this: 

An environmentally friendly and sustainable borough

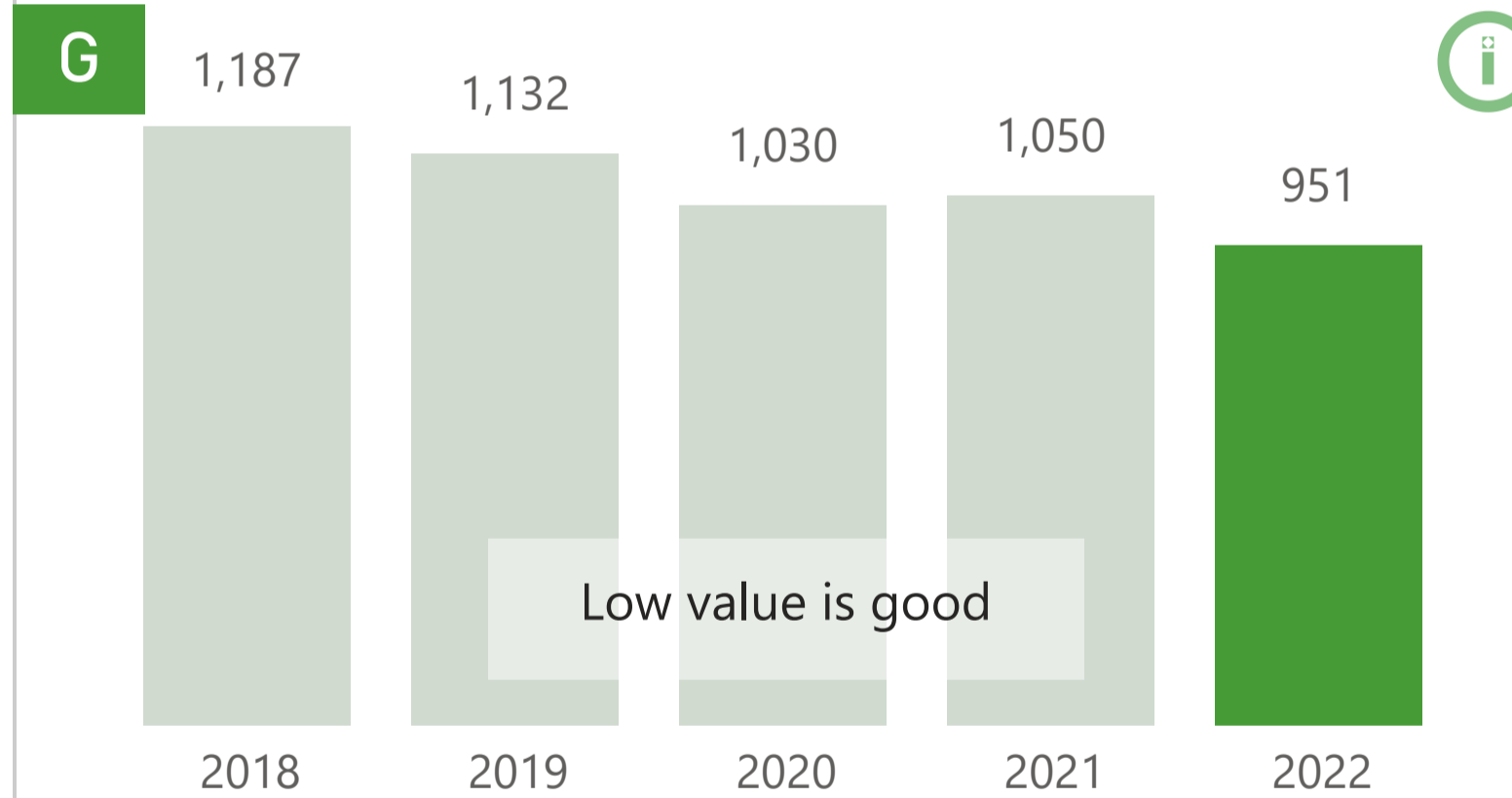
Number of trees planted since 2020/21

5 year total target 84,000 (21,000 per year)



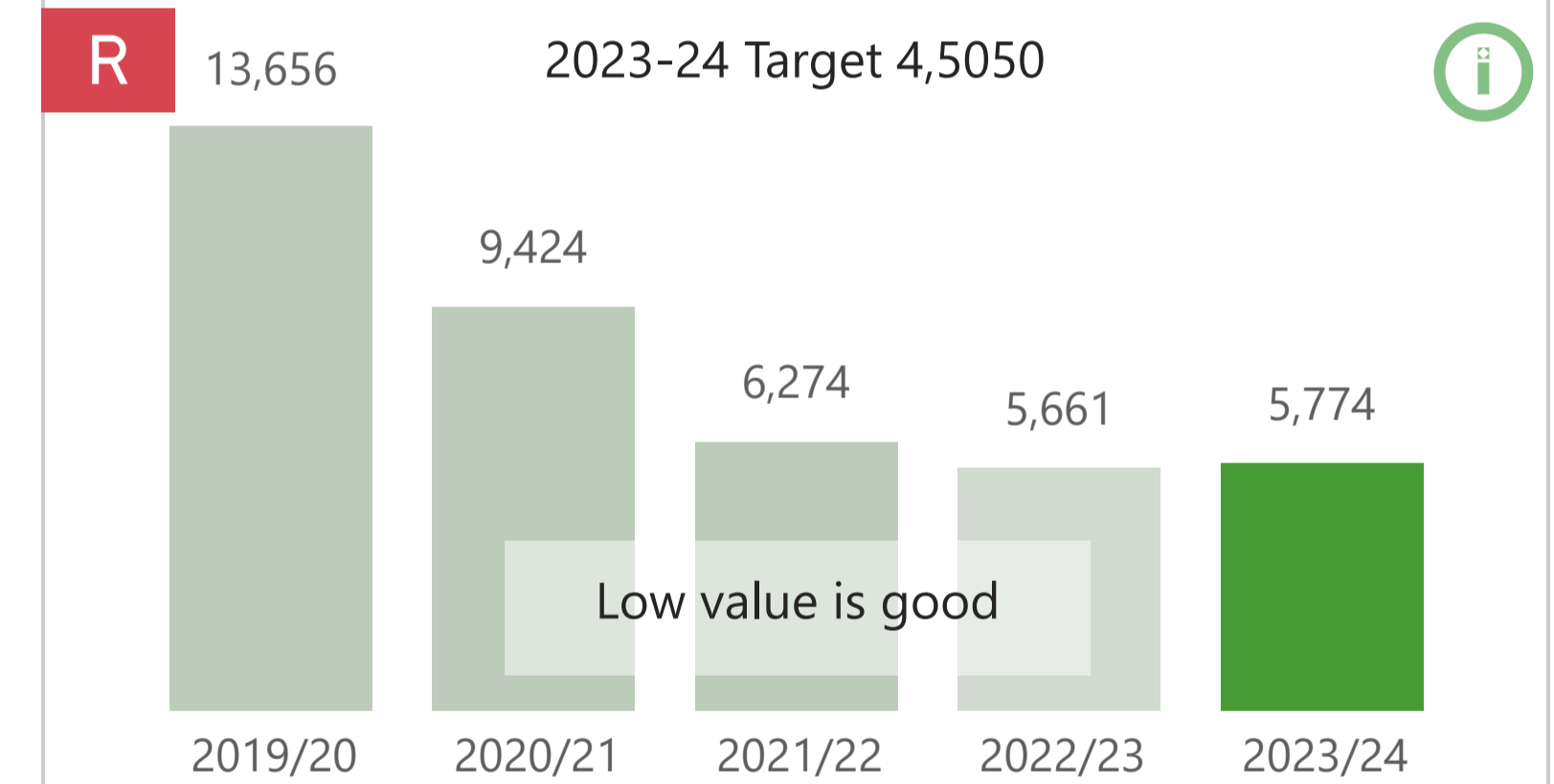
Net zero targets achieved

CO2e emissions in scope of LA influence (kilotonnes)



Wirral Council Carbon Budget performance - emissions (net tCO2e)

2023-24 Target 4,5050



For more information on each metric, please click on its information symbol, which looks like this: 

