

Wirral Working Together

A Council Plan for 2023-2027

All Themes
Performance

Performance Report

Welcome to our Council Plan Performance Report

The Council Plan is the Council's key plan and sets out our main priorities between 2023-27. The Council Plan translates our vision 'working together to promote fairness and opportunity for people and communities' into a deliverable plan to turn this vision into a reality for the people of Wirral.

This performance report provides information related to the effectiveness of the delivery of our Council Plan. It will be updated on a quarterly basis. The plan identifies six delivery themes. This report provides a dashboard to view progress on delivery of the whole plan and a summary dashboard for each key theme.

For each theme a quarterly narrative report provides context on how the plan is being delivered, it highlights key areas of success and identifies areas where we need to do more to keep performance on track. The dashboard also reports on progress using our key performance measures.

You can also view delivery by theme by clicking on the buttons below.

**Efficient, effective and
accessible council**

**Early help for children and
families**

**Promote independence and
healthier lives**

People focused regeneration

Protect our environment

**Safe, resilient and engaged
communities**

This report may not be suitable to view for people with disabilities, users of assistive technology or mobile phone devices. If you need the report in a different format please email wisanalytics@wirral.gov.uk

Performance Overview - All Themes

Efficient, effective and accessible council

Early help for children and families

Promote independence and healthier lives

People focused regeneration

Protect our environment

Safe, resilient and engaged communities

Legend - RAG rating

Green	Equal to or better than previous period or target	Red	Over 5% or 5 percentage points worse than previous period or target
Amber	Within 5% or 5 percentage points of previous period or target	Neutral	Information purposes - neither high or low is better

All Themes	Measures	Neutral	Green	Amber	Red
Total Performance of all 6 Themes	98	10	45	14	29

Delivery Theme	Measures	Neutral	Green	Amber	Red
Create A More Efficient, Effective & Accessible Council	18	3	10		5
Improve Early Help for Children and Families	23	1	7	3	12
Promote Independence & Healthier Lives	17	6	4	3	4
Deliver People-Focused Regeneration	17		9	3	5
Protect Our Environment	15		8	4	3
Create Safe, Resilient And Engaged Communities	8		7	1	

Protect Our Environment

Quarter 3: October - December 2024. The narrative is related to measures that have changed in this quarter compared to the last available data

In Quarter 3 new data is available for 4 measures for this theme, information about their performance is included below.

Areas Of Improvement

The percentage of A roads where maintenance should be considered has remained the same in 2023/24 compared to the previous three years, this is on a par with the England benchmark. The percentage of B and C roads where maintenance should be considered has improved to 7% in 2023/24 compared to the previous year (8%), this is on a par with England and North West benchmarks. The City Region Sustainable Transport Settlement allocation has enabled us to maintain the A classified roads at a steady state, the additional funding provided by the Department for Transport from the redistribution of funds from the High Speed 2 project, has allowed us to reduce the deterioration on the classified B and C roads.

Areas Requiring Improvement

The number of both cycling and walking journeys recorded on key routes in Wirral in quarter 3 have decreased compared to the same period last year. Longer term monitoring across an increased number of years (the current data only compares 2 years) would provide a better understanding of overall trends as year-to-year quarterly usage can be influenced by many other factors such as weather conditions or economic conditions (access to cycles). The Council has recently approved a Core Active Travel Network which over time will support the development of high-quality walking and cycling routes across the Borough to support increased usage of these modes and are working closely with the Liverpool City Region and Merseyside Police to enable and encourage increased levels of safer active travel.

Green

Equal to or better than previous period or target

Amber

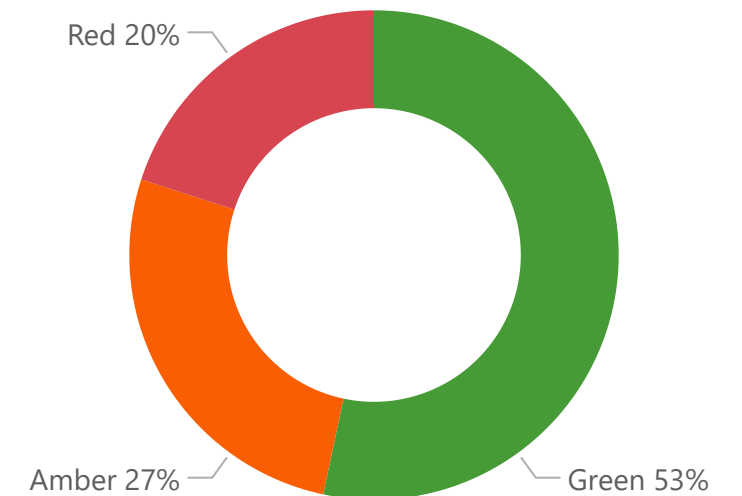
Within 5% or 5 percentage points of previous period or target

Red

Over 5% or 5 percentage points worse than previous period or target

Neutral

Information purposes - neither high or low is better



Quarter 3: October - December 2024. The narrative is related to measures that have changed in this quarter compared to the last available data

Key Activities Related To This Theme

▲
In quarter 3 Council Rangers based at Wirral Country Park have been recognised as the 'Best of the Best' by the people behind the prestigious Green Flag awards. They were named 'Team of the Year' in the annual Best of the Best Awards organised by the national environmental charity, Keep Britain Tidy. The awards celebrate the volunteers, park staff and groups behind the success of parks that managed to scoop a sought-after Green Flag Award earlier in the year. More than 80 Wirral schools participate in the Eco Schools programme, which is run by the environmental charity, Keep Britain Tidy. The commitment to the cause is further demonstrated by the fact 66 of those schools have been awarded with a prestigious Eco-Schools Green Flag award this year – a rise of 13 on the previous year. Being an Eco School means that the students and teachers learn about the environmental challenges we face and how they can make a positive impact.

Legend - RAG rating

Green

Equal to or better than previous period or target

Red

Over 5% or 5 percentage points worse than previous period or target

Amber

Within 5% or 5 percentage points of previous period or target

Neutral

Information purposes - neither high or low is better

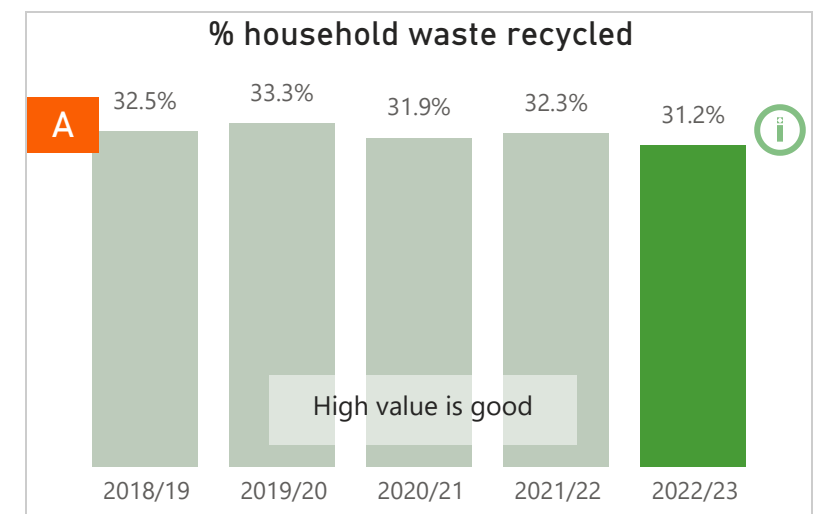
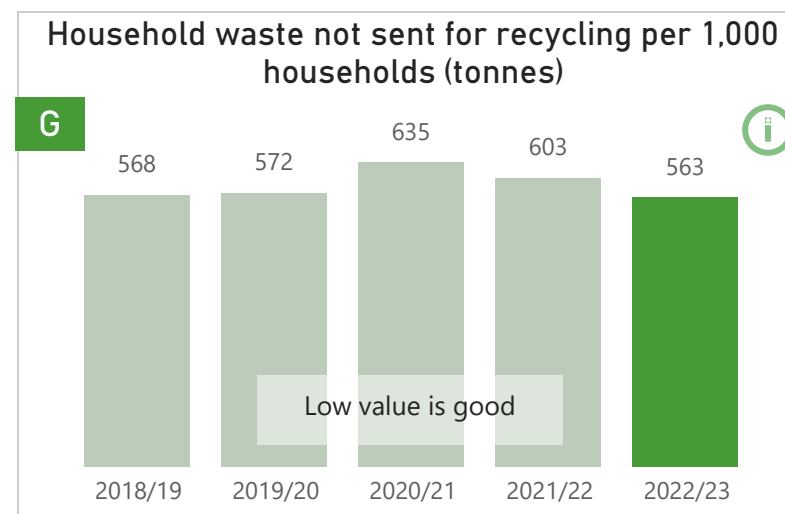
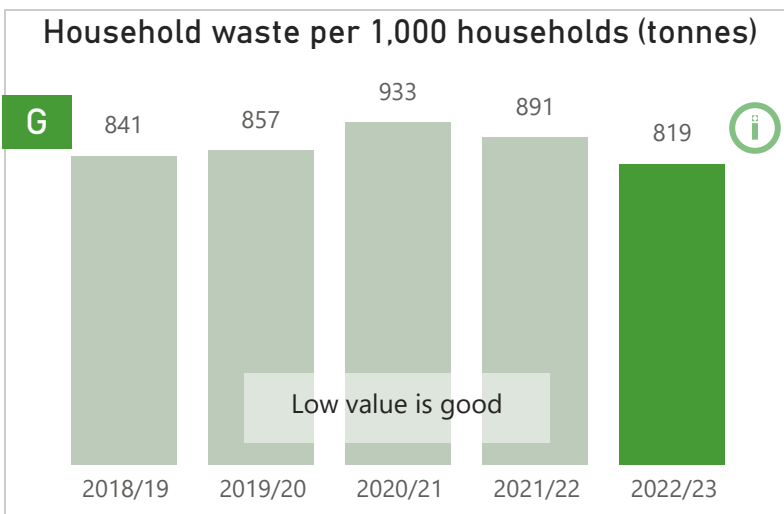
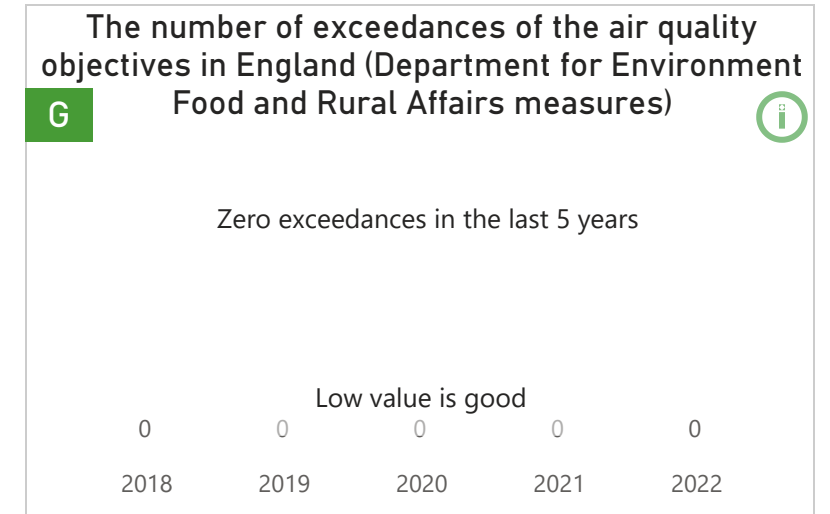
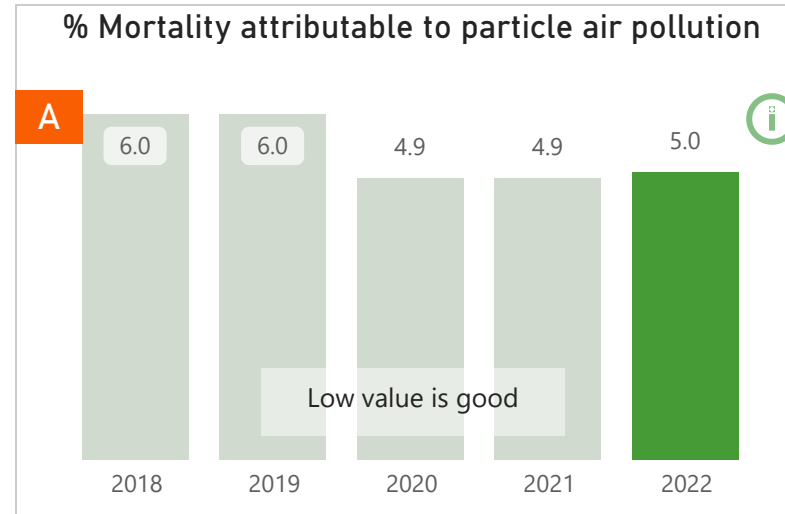
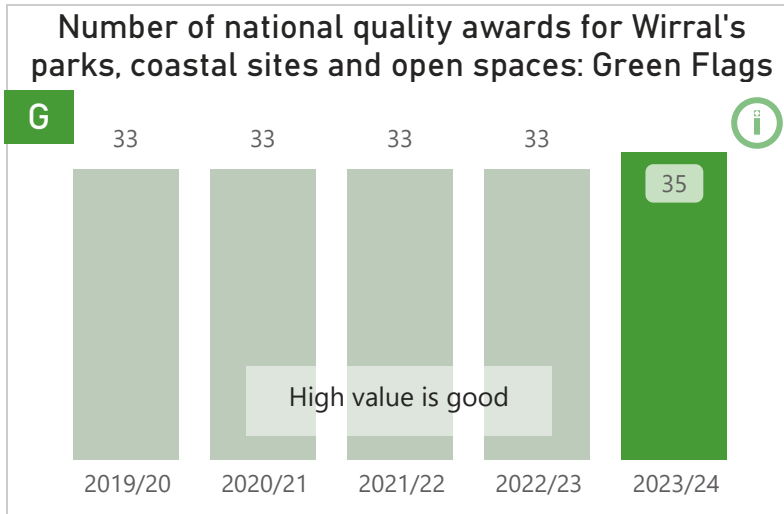
Delivery Theme	Measures	Neutral	Green	Amber	Red
Protect Our Environment	15		8	4	3

Outcome	Measures	Neutral	Green	Amber	Red
An environmentally friendly and sustainable borough	7		4	3	
Net zero targets achieved	2		1		1
Improved transport infrastructure	6		3	1	2

Protect Our Environment.

An environmentally friendly and sustainable borough

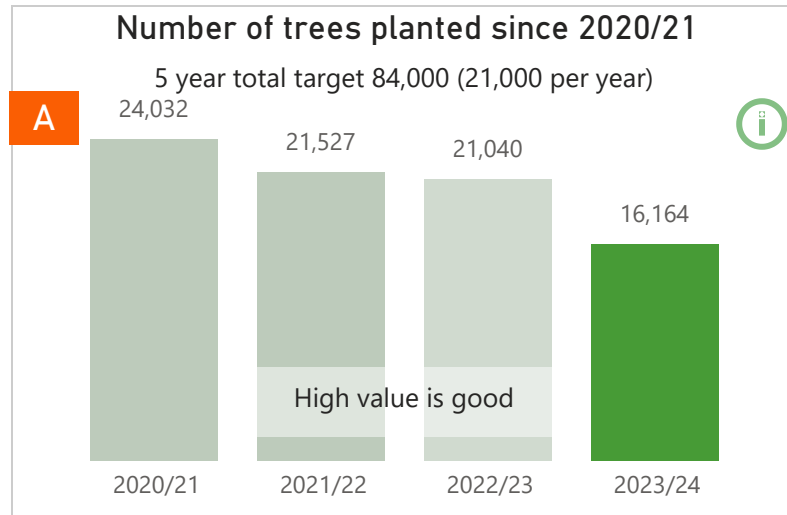
For more information on each metric, please click on its information symbol, which looks like this: 



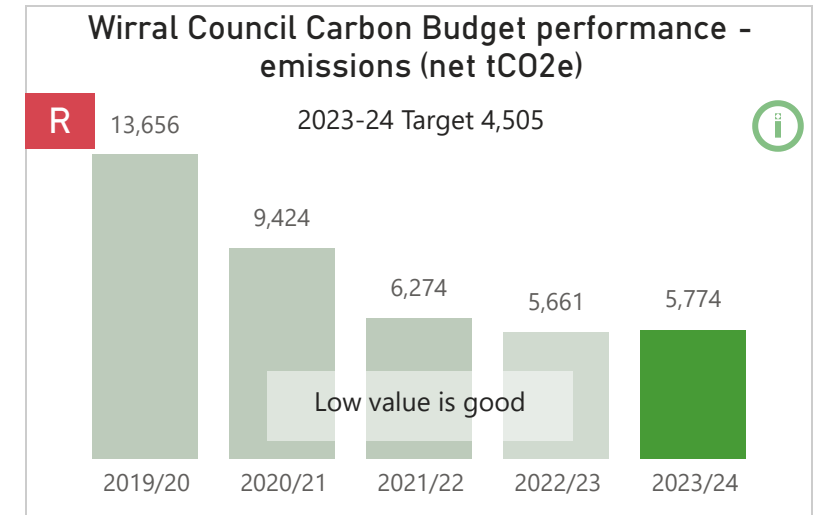
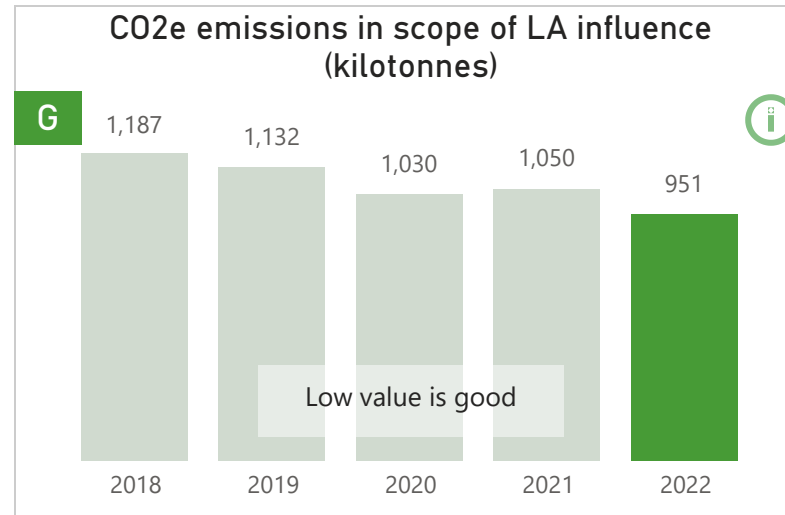
Protect Our Environment. An environmentally friendly and sustainable borough / Net zero targets achieved

For more information on each metric, please click on its information symbol, which looks like this: 

An environmentally friendly and sustainable borough



Net zero targets achieved



For more information on each metric, please click on its information symbol, which looks like this: 

