

## Executive Summary

*Please note all results are provisional at the time of authoring this report. The emerging national is the NCER National figure of 144 contributing Local Authorities. Comparison has been made between 2024 and 2023. Trend analysis is referring to years 2022, 2023 and 2024.*

(July 2024)

## Key Stage Two

### Reading, Writing and Mathematics Combined (RWM)

**All Pupils** - The proportion of children attaining the expected standard in reading, writing and maths (RWM) has decreased 1.8% from 2023 to 53.7% in 2024 (**Appendix 1**). The percentage of all Wirral pupils attaining the expected standard in RWM is 6.8% lower than the emerging national figure of 60.5% (**Appendix 6**).

**Gender** - The proportion of boys who attained the expected standard in RWM has decreased by 2.4% to 50.2%. There has been a 1.3% decrease for girls in 2024 to 57.4%. The gender gap has increased by 1.1% to 7.2%, with girls outperforming boys (**Appendix 1**).

**SEN** - Pupils with SEN who attained the expected standard in RWM has increased by 2.9% to 17.6%. Non-SEN pupils who attained the expected standard in RWM decreased by 1.1%. The SEN gap decreased by 4% to 49.6%. Those with an EHCP who attained the expected standard in RWM increased by 5% to 9.9%. Those with SEN Support increased by 0.8% to 25.3% (**Appendix 1**).

**FSM** – Pupils who are FSM eligible saw a 1% increase in those attaining the expected standard in RWM to 38.2%. Non-FSM eligible pupils had a decrease of 2% to 62.8% in 2024. The FSM gap has decreased by 3.0% to 24.6% (**Appendix 1**). Pupils eligible for FSM are 7.0% below the emerging national figure of 45.2% (**Appendix 6**).

**EAL** - The proportion of EAL pupils attaining the expected standard in RWM has decreased by 6.1% since 2023 to 50.6%. Non-EAL pupils attaining the expected standard in RWM has decreased by 1.3% to 54.2% (**Appendix 1**). Wirral EAL pupils are 11.6% below the emerging national figure of 62.2% (**Appendix 6**).

**Ethnicity** - The percentage of Wirral non-white British pupils who attained the expected standard in RWM increased by 0.7% to 54.4%. 53.5% of Wirral white British pupils attained the expected standard in RWM, which is a 1.4% decrease since 2023. (**Appendix 1**) Non white British pupils are 4.2% below the emerging National figure of 58.6%, and white British pupils are 5.8% behind the national of 59.3% (**Appendix 6**).

**Disadvantaged** – 37.5% of disadvantaged pupils attained the expected standard in RWM, a 0.2% decrease since 2023. 63.4% of non-disadvantaged pupils attained the expected standard in RWM, an 2.0% decrease since 2023. The Disadvantaged gap decreased by 1.8% to 25.9% (**Appendix 1**). The percentage of disadvantaged pupils attaining the expected standard in RWM in Wirral is 8.0% lower than emerging national figure of 45.5% (**Appendix 6**).

### Reading

**All Pupils** – In 2024 the proportion of children attaining the expected standard in reading increased 0.2% to 71.1% (**Appendix 2**). Wirral pupils attaining the expected standard in reading is 3.1% below the emerging national figure of 74.2% (**Appendix 7**).

**Gender** - The proportion of boys who attained the expected standard in reading has decreased by 0.6% to 67.3%. There has been a 1.0% increase for girls in 2024 to 74.9%. The gender gap has increased by 1.6% to 7.6%. (**Appendix 2**) Wirral girls are 2.8% behind the emerging national figure of 77.7%. Wirral males are 3.5% below the emerging national figure of 70.8% (**Appendix 7**).

**SEN** - Pupils with SEN who attained the expected standard in reading has increased by 3.9% to 37.5%. Non-SEN pupils who attained the expected standard in reading increased by 1.6% to 82.8%. The SEN gap decreased by 2.4% to 45.3%. 25.5% of those with an EHCP attained the expected standard in reading, a 7.7% increase since 2023 and continuing a trend in increase over the past three years. Those with SEN Support increased by 0.2% to 49.4%. The gap between EHCP and SEN Support decreased by 7.5% to 23.9%. (**Appendix 2**)

**FSM** - The increase in FSM pupils attaining the expected standard in reading by 1.8% to 58.1% is more than the non-FSM pupils increase of 0.6% to 78.9%. The FSM gap decreased by 1.2% to 20.8% (**Appendix 2**). FSM eligible pupils on the Wirral are 4.0% behind the emerging national figure of 62.1% (**Appendix 7**).

**EAL** - The percentage of EAL pupils who attained the expected standard in reading has decreased by 5.3% to 59.5%, continuing a trend in decrease over the past three years. The attainment of non-EAL pupils has increased by 0.9% to 72.2% attaining the expected standard of reading in 2024. (**Appendix 2**) EAL pupils on the Wirral are 12.5% behind the emerging national figure of 72.0%. (**Appendix 7**)

**Ethnicity** – 69.6% of non-white British pupils attained the expected standard in reading in 2024, 5.1% higher than in 2023. 71.6% of white British pupils attained the expected standard in reading, which is a 0.6% increase. The ethnicity gap has decreased by 4.5% to 2.0%. (**Appendix 2**)

**Disadvantaged** – Disadvantaged pupils attaining the expected standard in reading has increased by 1.8% to 58.4% in 2024. Non disadvantaged pupils saw no change in attainment when comparing 2023 and 2024, with 78.7% attaining the expected standard in reading (**Appendix 2**). Wirral disadvantaged pupils are 4.1% below the emerging national figure of 62.5% (**Appendix 7**).

## **Writing**

**All Pupils** – In 2024 the proportion of children attaining the expected standard in writing decreased 1.2% to 66.5% (**Appendix 3**). Pupils in Wirral are 5.2% below the national emerging figure of 71.7% (**Appendix 8**).

**Gender** - The proportion of boys who attained the expected standard in writing has decreased by 1.4% to 60.0%. There has been a 1.2% decrease for girls since 2023 to 73.4%. The gender gap has increased by 0.3% to 13.4% (**Appendix 3**). Boys on the Wirral are 5.4% below the emerging national figure of 65.4%, and girls are 4.9% below the emerging national figure of 78.3% (**Appendix 8**).

**SEN** - Pupils with SEN who attained the expected standard in writing has increased by 4.5% to 26%. Non-SEN pupils who attained the expected standard in writing decreased by 0.3% to 81.3%. The SEN gap decreased by 4.8% to 55.3%. 15.9% of those with an EHCP attained the expected standard in writing, increasing 8.2% since 2023. Those with SEN Support increased by 0.8% to 36.1%. The gap between SEN pupils and pupils with an EHCP has decreased by 7.5% (**Appendix 3**). Pupils on the Wirral with an EHCP are attaining 3.6% higher than the emerging national figure of 12.3%. (**Appendix 8**)

**FSM** – FSM pupils saw an increase in attaining the expected standard of writing by 2.1% to 53.9%. There has been a decrease in non-FSM eligible pupils attaining the expected standard in writing by

1.8% to 74.1%. The FSM gap has decreased by 3.9% to 20.2% (**Appendix 3**). Pupils eligible for FSM on the Wirral are 4.5% below the emerging national figure of 58.4% (**Appendix 8**).

**EAL** – There has been a decrease in EAL pupils attaining the expected standard in writing by 7.3% to 60.8%. There has been a decrease for non-EAL pupils by 0.6% to 67.2% (**Appendix 3**). EAL pupils on the Wirral are 11.2% below the emerging national figure of 72.0% (**Appendix 8**).

**Ethnicity** - The attainment of Wirral non-white British pupils in writing at 67.4% in 2024, is 1.2% higher than in 2023. 66.7% white British pupils attaining the expected standard in writing is 0.6% less than in 2023. (**Appendix 3**)

**Disadvantaged** – 53.2% of Wirral disadvantaged pupils attained the expected standard in writing, this is 0.8% more than 2023. 74.5% of Wirral non - disadvantaged pupils attained the expected standard in writing, this is a 1.8% decrease from 2023. The disadvantaged gap has decreased by 2.6% to 21.3% (**Appendix 3**) Disadvantaged pupils on the Wirral are attaining the expected standard in writing 5.4% less than the emerging national figure for disadvantaged pupils at 58.6%. (**Appendix 8**)

## **Mathematics**

**All Pupils** –In 2024 the proportion of children attaining the expected standard in maths decreased 1.0% to 66.1% (**Appendix 4**). Wirral pupils are 6.9% the emerging national standard of 73.0% (**Appendix 9**).

**Gender** - The proportion of boys who attained the expected standard in maths has increased by 0.6% to 67.1%. There has been 2.7% decrease for girls since 2023 to 64.9% (**Appendix 4**). Boys are 6.4% behind the emerging national figure of 73.5%, and girls are 7.5% behind the emerging national figure of 72.4% (**Appendix 9**).

**SEN** - Pupils with SEN who attained the expected standard in maths has increased by 5.1% to 30.3%. Non-SEN pupils who attained the expected standard in maths decreased by 0.6% to 78.7%. The SEN gap decreased by 5.7% to 48.4%, continuing a trend decrease of the gap the last three years. 19.0% of those with an EHCP attained the expected standard in maths, increasing 8.1%. Attainment of those with SEN Support increased by 2.2% to 41.6%. The attainment gap between EHCP and SEN Support decreased by 5.9% to 22.5% (**Appendix 4**). Wirral EHCP pupils are 1.9% above the emerging national figure of 17.1% (**Appendix 9**).

**FSM** – 51.2% of FSM pupils attained the expected standard in maths, this is 1.4% more than 2023. 74.9% of non-FSM pupils attained the expected standard in maths, this is a 0.9% decrease from 2023. The FSM gap has decreased by 2.3% to 23.7%. (**Appendix 4**)

**EAL** – 66.8% of Wirral EAL pupils attained the expected standard in maths in 2024, which is 8.0% less than in 2023. 66.3% of Wirral non-EAL pupils attained the expected standard in maths, which is 0.4% less than in 2023. The EAL gap has decreased by 7.6% to 0.5%. (**Appendix 4**)

**Ethnicity** - The attainment of Wirral non-white British pupils in maths at 62.3% in 2024, is a 2.5% decrease since 2023. 65.9% white British pupils attaining the expected standard in maths is 0.4% less than in 2023 (**Appendix 4**). Non-white British pupils are attaining the expected standard in mathematics 8.7% less than the emerging national figure of 71%. White British pupils are behind the emerging national by 5.5% (**Appendix 9**).

**Disadvantaged** – 50.9% of Wirral disadvantaged pupils attained the expected standard in maths, this is 0.8% more than 2023. 75.1% of Wirral non-disadvantaged pupils attained the expected standard in maths, this is an 1.3% decrease since 2023. The disadvantaged attainment gap decreased by 2.1%

**(Appendix 4).** Wirral disadvantaged pupils are 8.2% behind the emerging national figure of 59.1% **(Appendix 9).**

### **Grammar Punctuation and Spelling (GPS)**

**All Pupils** – In 2024 the proportion of children attaining the expected standard in grammar, punctuation and spelling (GPS) decreased 1.4% to 66.3% **(Appendix 5).**

**Gender** - The proportion of boys who attained the expected standard in GPS has decreased by 1.4% to 61.4%. There has been a 1.5% decrease for girls since 2023 to 71.3% **(Appendix 5).** Wirral boys are 7.0% behind the emerging national figure of 68.4%, and girls are 4.6% behind the emerging national figure of 75.9% **(Appendix 10).**

**SEN** – Wirral pupils with SEN who attained the expected standard in GPS has increased by 1.7% to 27.2%. Non-SEN pupils who attained the expected standard in GPS decreased by 0.2% to 80.2%. The SEN gap decreased by 1.9% to 53.0%. 16.0% of those with an EHCP attained the expected standard in GPS, increasing 2.3% since 2023. Those with SEN Support attainment increased by 1.1% to 38.5% **(Appendix 5).** Wirral SEN pupils are 6.5% less than the emerging national figure of 33.7% **(Appendix 10).**

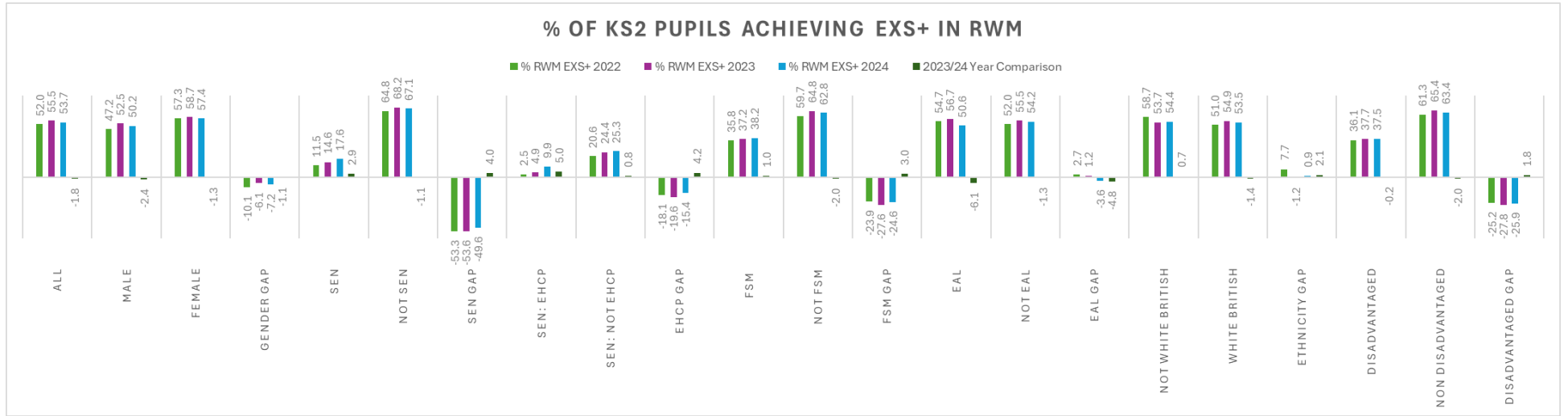
**FSM** – 51.6% of FAM pupils attained the expected standard in GPS, which is a 0.4% decrease from 2023. Non-FSM pupils had a decrease of 0.7% to 74.9% **(Appendix 5).** Wirral FSM pupils are 7.1% behind the emerging national figure of 58.7% **(Appendix 10).**

**EAL** – 62.8% of EAL pupils attained the expected standard in GPS, which is a decrease of 7.1% since 2023. Non EAL pupils had a decrease of 0.9% to 66.8% **(Appendix 5).** Wirral EAL pupils are 12.5% below the emerging national figure of 75.3% **(Appendix 10).**

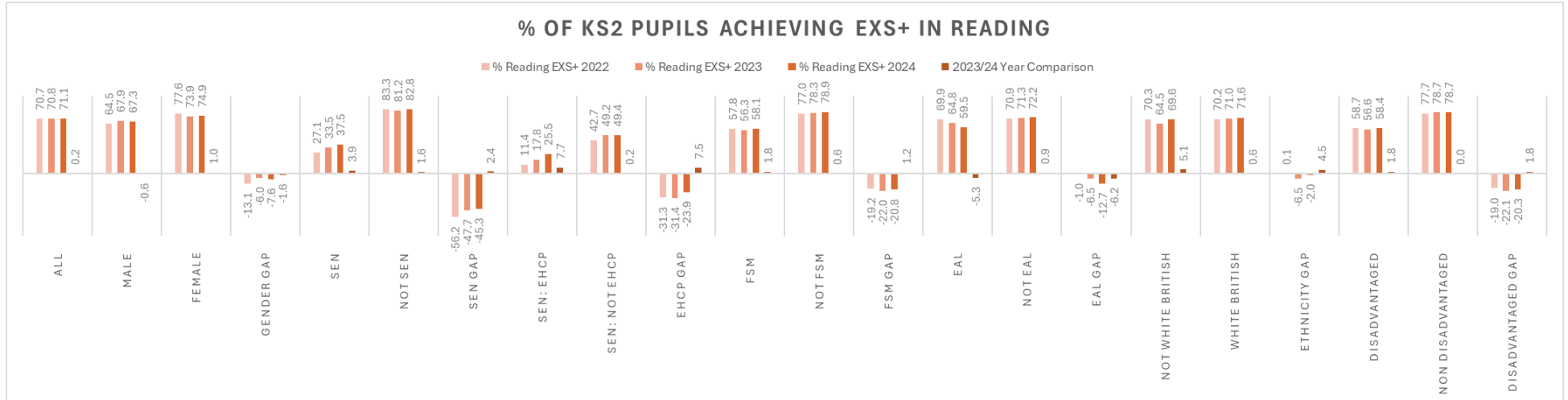
**Ethnicity** – 69.5% of Wirral non-white British pupils achieved the expected standard in GPS in 2024, which is 5.5% higher than in 2023. 65.9% of Wirral white British pupils attained the expected standard in GPS, which is a 1.4% decrease **(Appendix 5).** Wirral non-white British pupils are 1.4% below the emerging national figure of 70.9% **(Appendix 10).**

**Disadvantaged** – 51.7% of Wirral disadvantaged pupils attained the expected standard in GPS, this is 0.5% less than 2023. 75.0% of Wirral non - disadvantaged pupils attained the expected standard in GPS, this is a 1.3% decrease from 2023. **(Appendix 5)** Wirral disadvantaged pupils are 7.4% below the emerging national figure of 59.1% **(Appendix 10).**

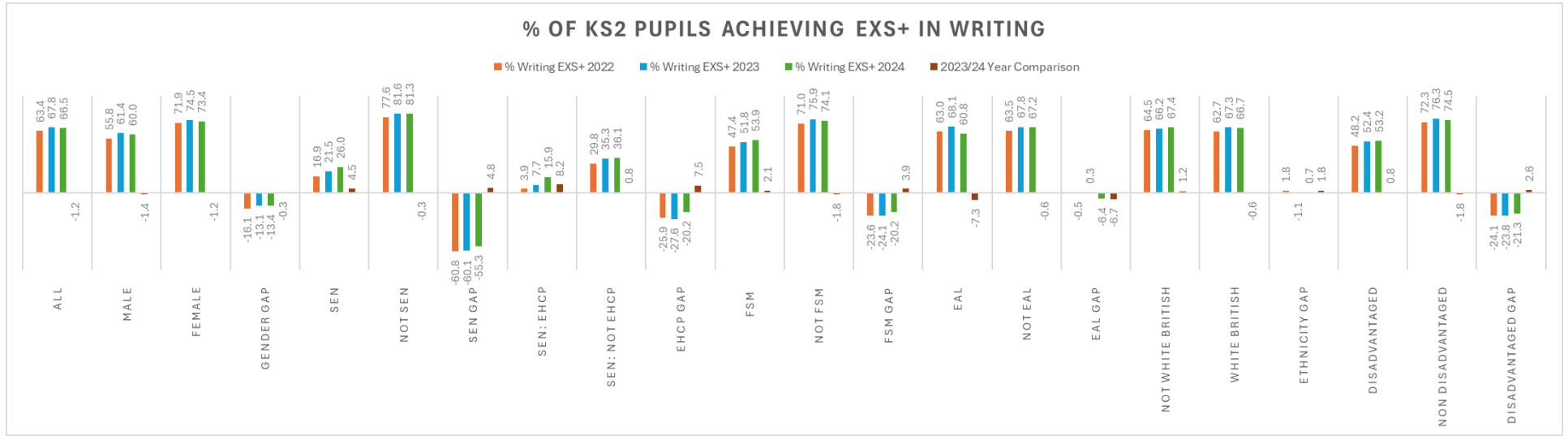
## Appendix 1



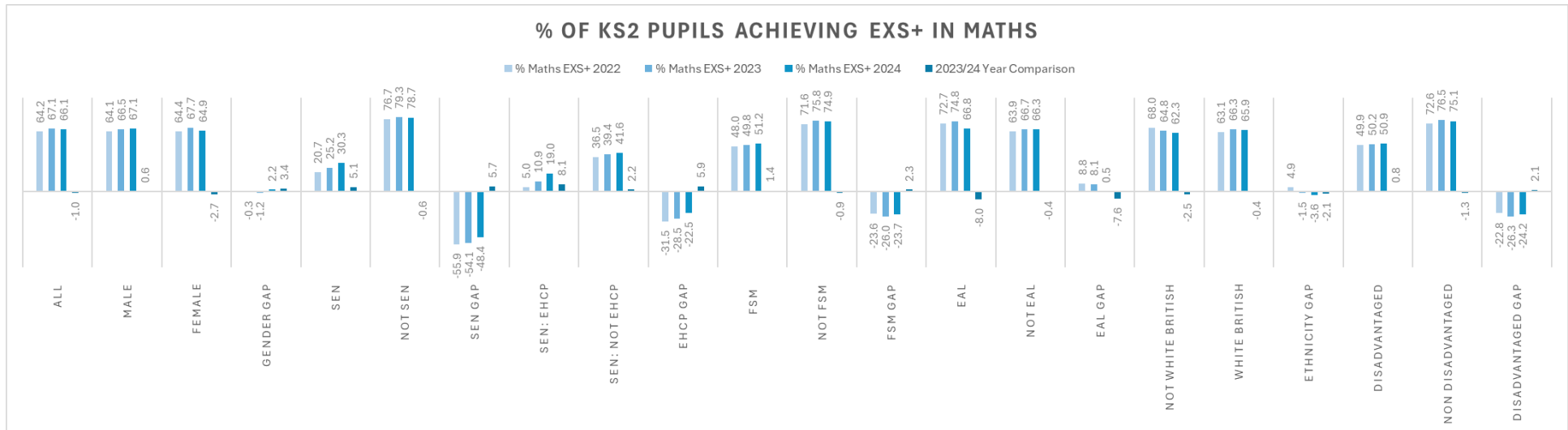
## Appendix 2



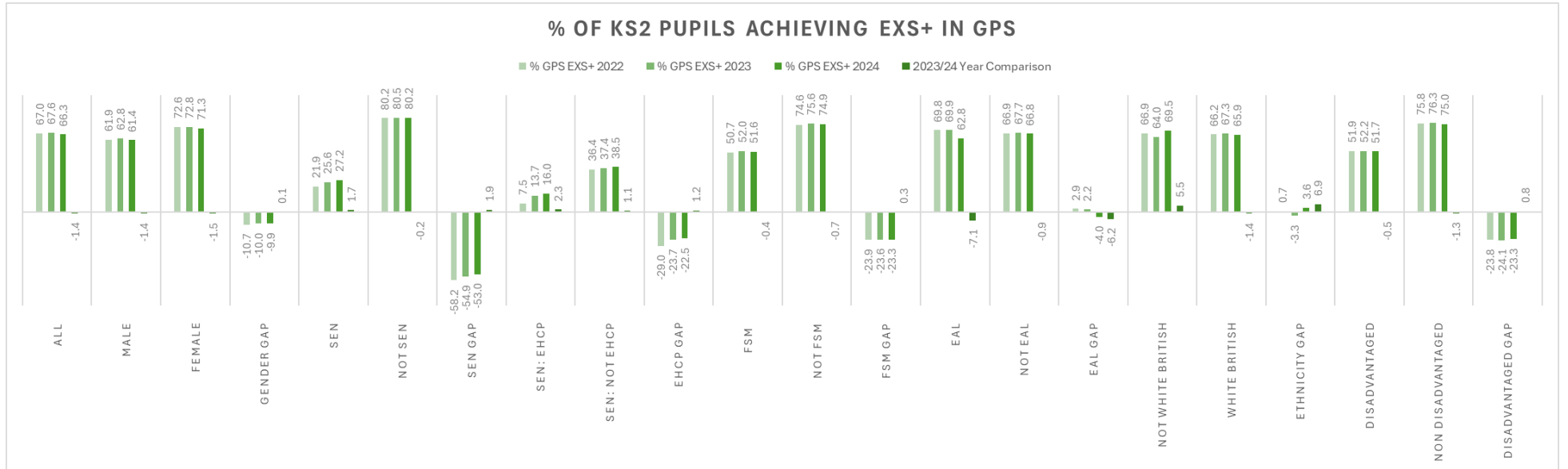
### Appendix 3



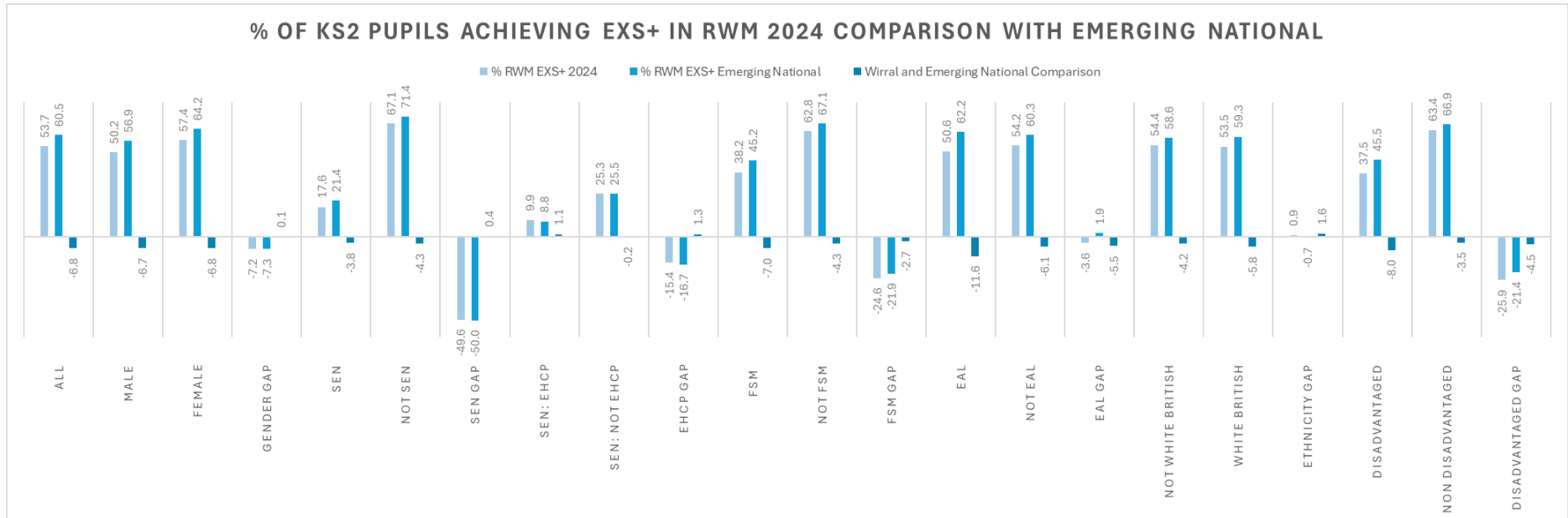
### Appendix 4



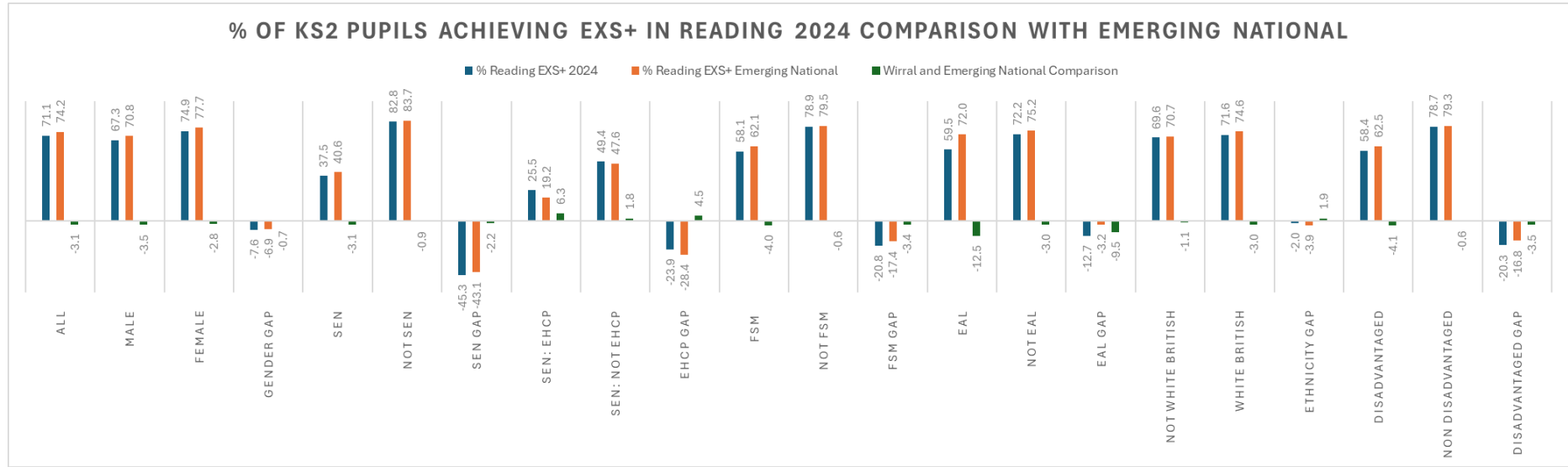
## Appendix 5



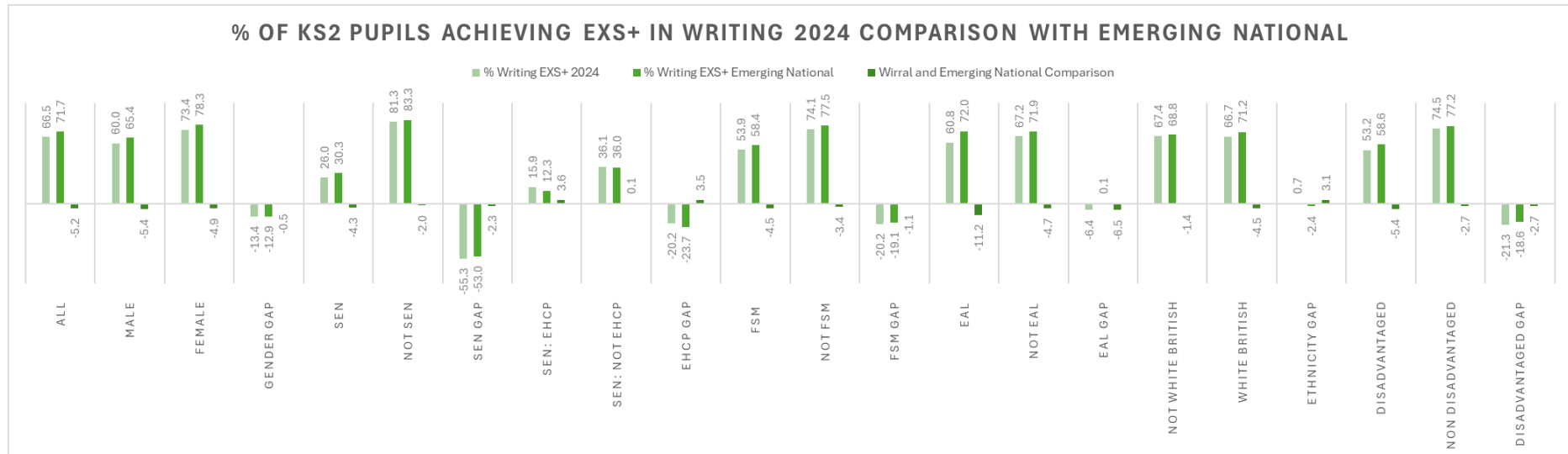
## Appendix 6



## Appendix 7

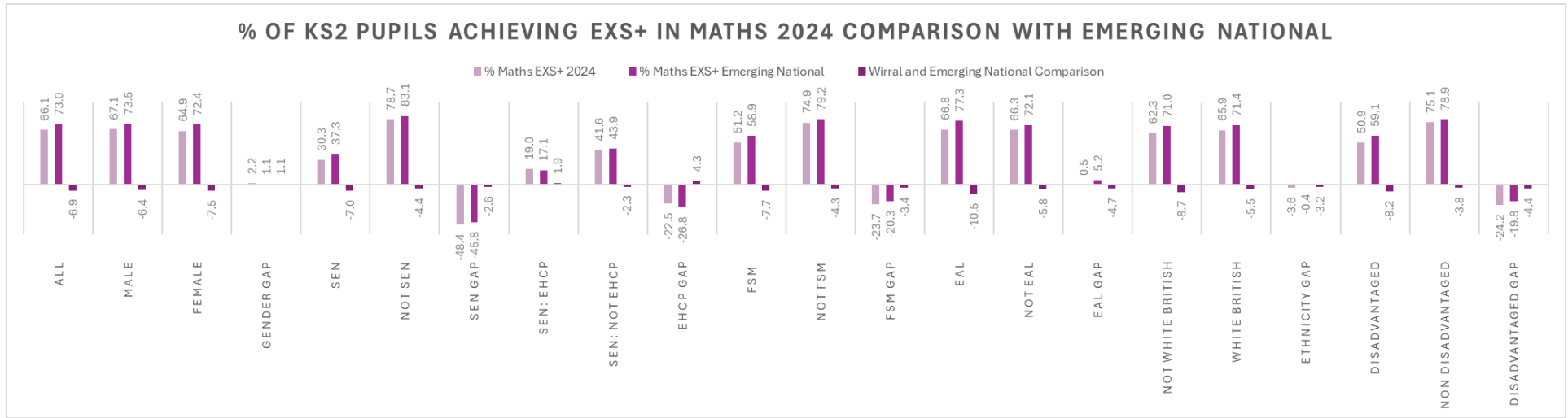


## Appendix 8





## Appendix 9



## Appendix 10

