



C&M Long Stay Report

Brief Description:

This report aims to provide a summary of the key metrics in relation to the following areas:

Page	Title	Content
1.	Long Stay Summary	Latest C&M position in relation to beds occupied by long stay patients (7+, 14+ and 21+ days).
2.	Long Stay Trust Detail	Comparison of number of long stay patients against local trajectory split by Trust
3.	AED Performance	Latest position in relation to AED 4 Hour performance at adult acute Trusts.
4.	Ambulance Handover	Latest position in relation to ambulance arrival to handover times at adult acute Trusts
5.	Care Homes	Latest position in relation to data integrity and care home closures
6.	Non-Criteria to Reside	Comparison of number of patients who meet criteria for discharge against local trajectory split by Trust.
7.	Reasons why Patients Continue to Reside	Reasons why patients with 7+, 14+ and 21+ length of stay continue to reside split by Trust.

Frequency: Daily

Author: Jeanette Smart

Date: 31/10/2023

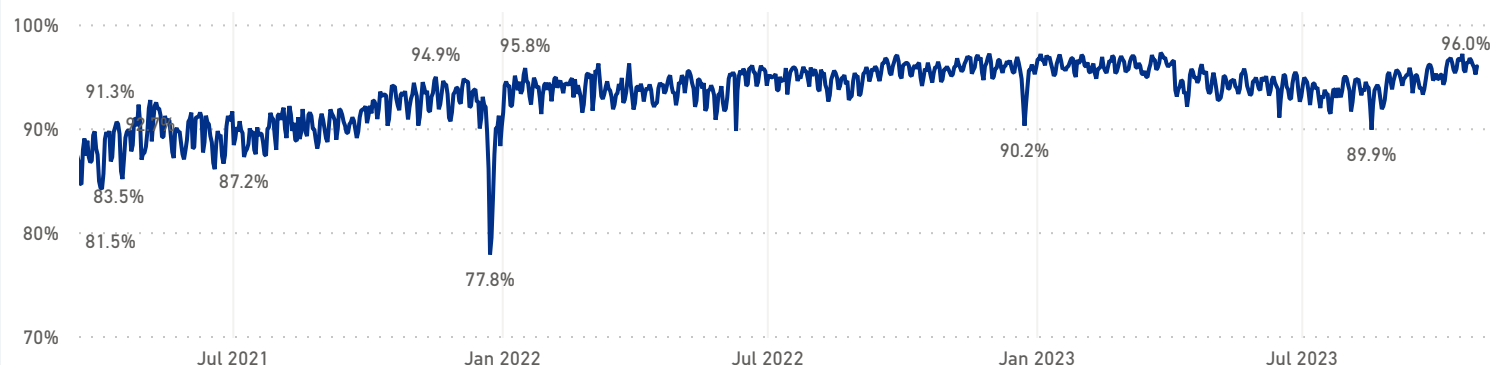


C&M Long Stay Summary

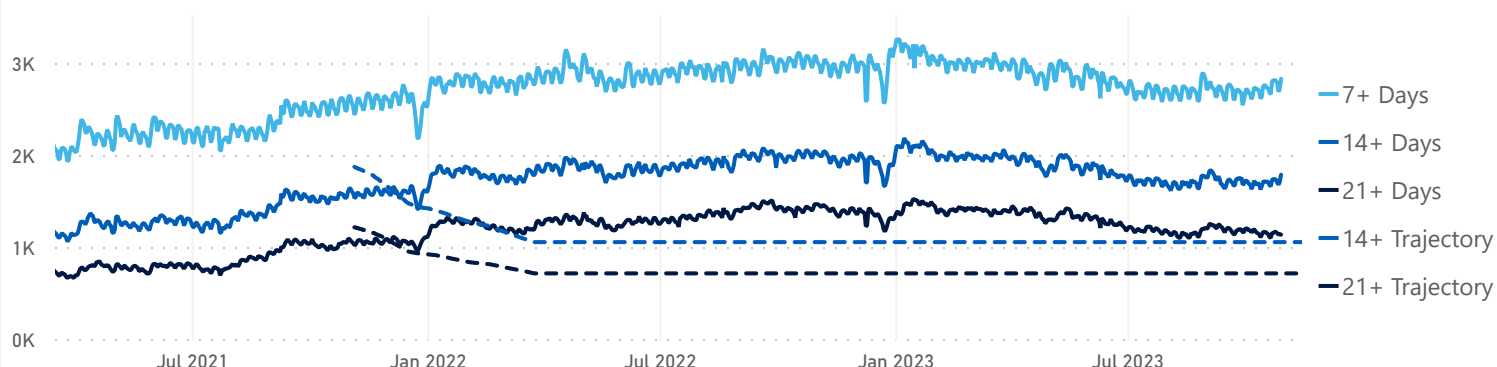
Latest Data: 29/10/2023 ... ▾

- Activity for patients staying 7+ and 14+ days have increased on the previous day, whereas those staying 21+ days has decreased.
- C&M bed occupancy rate has increased on the previous day; 96.0% of General and Acute beds are currently occupied, although this is a decrease of 0.4% on this same time last week. **Countess are reporting the highest rate with 99.3% of beds currently occupied.**
- 57% of all occupied beds are for patients staying 7+ days, 36% for 14+ days and 23% for 21+ days.
- The latest weekly % of beds occupied by 7+ day length of stay patient is 56.0% compared to the national figure of 50.2%

G&A Bed Occupancy - 2022/23



Adult Patients Occupying a Bed for 21+, 14+ and 7+ Days - 2022/23



Daily Number of Occupied Beds by Adult Long Stay Patients

	Actual	Previous Day	Previous Week	% of Occupied Beds
7+ Days	2828	↑ 106	↑ 23	57.1%
14+ Days	1786	↑ 79	↑ 55	36.1%
21+ Days	1134	↓ -7	↓ -20	22.9%
Bed Occupancy	96.0%	↑ 0.8%	↓ -0.4%	



C&M Long Stay Trust Detail

Latest Data: 29/10/2023 ... ▾

Trust Level Comparison of Long Stay Patients Against Local Trajectory

Trust	14+ Days			21+ Days		
	Target	Actual	Variance	Target	Actual	Variance
Countess of Chester Hospital NHS Foundation Trust	76	137	+ 61	54	86	+ 32
East Cheshire NHS Trust	58	87	+ 29	39	5	- 34
Liverpool University Hospitals NHS Foundation Trust	268	587	+ 319	179	411	+ 232
Mersey and West Lancashire Teaching Hospitals NHS Trust	354	386	+ 32	242	244	+ 2
Mid Cheshire Hospitals NHS Foundation Trust	91	172	+ 81	61	109	+ 48
Warrington and Halton Teaching Hospitals NHS Foundation Trust	88	178	+ 90	59	118	+ 59
Wirral University Teaching Hospital NHS Foundation Trust	118	239	+ 121	79	161	+ 82
Total	1,053	1786	+ 733	713	1134	+ 421

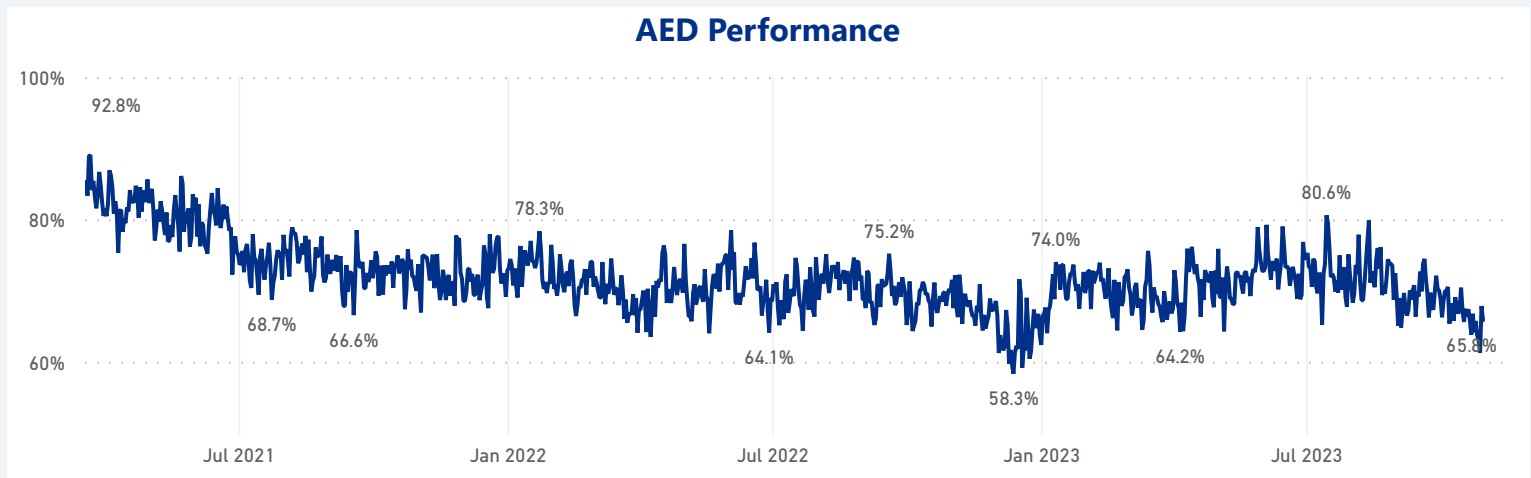


C&M AED Performance

Latest Data: 30/10/2023

AED Performance

- MaWL are reporting the highest AED Performance of 75.7%. Countess are reporting the lowest latest AED performance of 46.0%.
- Two of the seven C&M Trusts are reporting increased performance compared to the same day the previous week.



Trust Short Name	Current Date	Var	Previous Day	Var	Previous Week
Countess	46.0%	▼	-3.1%	▼	-7.2%
East Cheshire	47.0%	▼	-15.6%	▼	-2.4%
LUHFT	74.7%	▲	7.0%	▲	4.0%
MAWL	75.7%	▲	0.7%	▲	10.2%
Mid Cheshire	53.8%	▼	-14.2%	▼	-4.7%
W&H	58.5%	▼	-6.7%	▼	-7.7%
Wirral	71.7%	▼	-5.7%	▼	-3.7%

Number of Delays from Decision to Admit Over 12 Hours

Trust Short Name	Current Date	Var	Previous Day	Var	Previous Week
Countess	22	▲	8	▲	4
East Cheshire	26	▲	21	▲	26
LUHFT	42	▼	-8	--	0
MAWL	17	▲	10	▲	9
Mid Cheshire	23	▲	5	--	0
W&H	34	▼	-2	▼	-7
Wirral	43	▲	21	▲	16

Cheshire & Merseyside ICS



C&M Ambulance Handover

Latest Data: 29/10/2023

Arrival to Handover Time

- Countess are reporting the longest arrival to handover time of 02:25:13. Warrington & Halton are reporting the shortest arrival to handover time of 11:32.
- One of the ten C&M hospital sites is currently achieving the 15-minute target.

Average Arrival to Handover Time (Mins)



Trust	Latest Date	+/-	Previous Day Var	+/-	Previous Week Var
⊕ Countess of Chester Hospital NHS Foundation Trust	02:25:13	+	01:03:43	+	00:11:02
⊕ East Cheshire NHS Trust	00:21:59	+	00:16:12	+	00:02:32
⊖ Liverpool University Hospitals NHS Foundation Trust	00:27:42	-	00:10:23	-	00:17:35
LUHFT (Aintree site)	00:33:45	+	00:08:22	-	00:21:21
LUHFT (Royal site)	00:22:57	-	00:27:08	-	00:12:03
⊕ Mersey and West Lancashire Teaching Hospitals NHS Trust	00:34:46	-	00:07:23	-	00:09:18
⊕ Mid Cheshire Hospitals NHS Foundation Trust	00:34:44	+	00:12:15	+	00:17:48
⊕ Warrington and Halton Teaching Hospitals NHS Foundation Trust	00:11:32	+	00:00:33	-	00:05:16
⊕ Wirral University Teaching Hospital NHS Foundation Trust	01:20:30	-	00:38:32	-	00:21:32
Total	00:42:48	-	00:04:18	-	00:14:34

Cheshire & Merseyside ICS



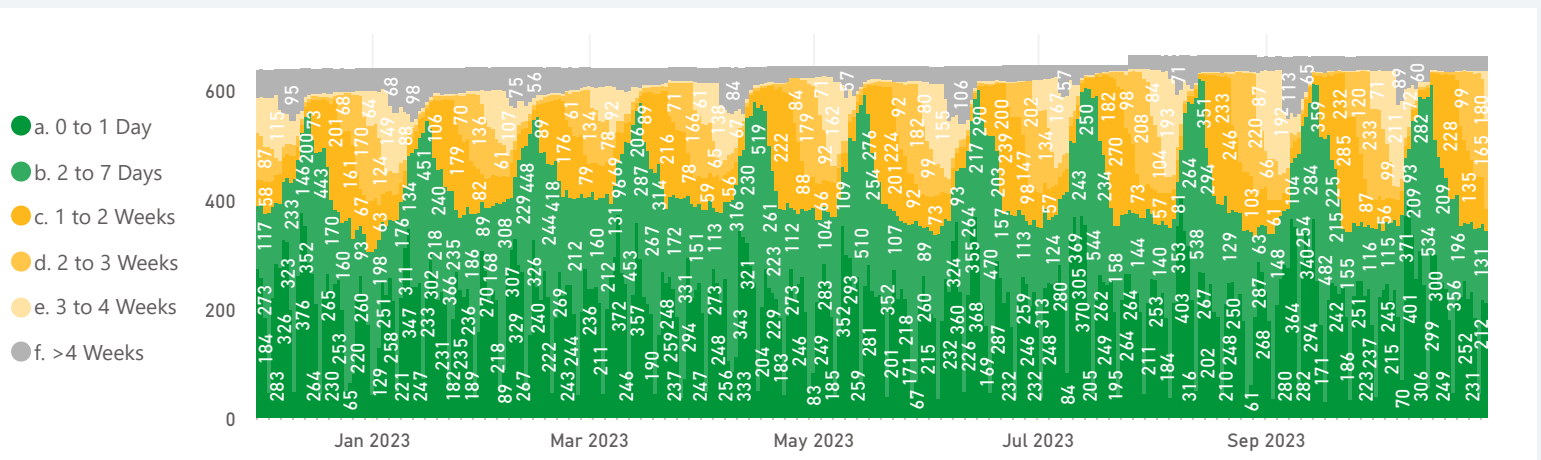
C&M Care Homes

Latest Data: 31/10/2023

Data Integrity: Time Since Last Submission

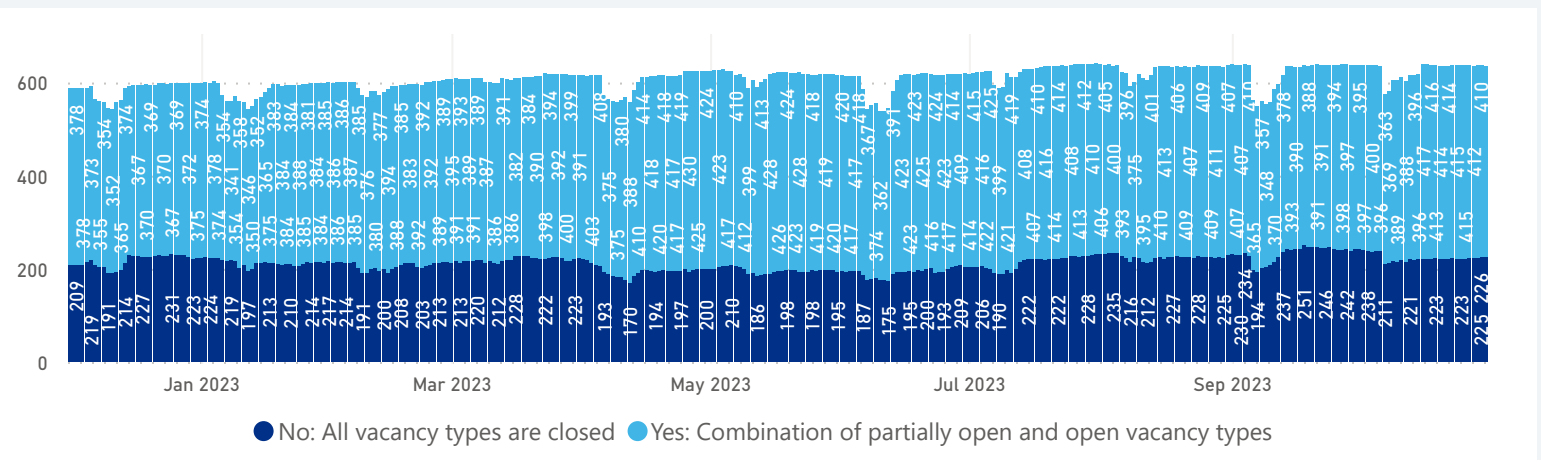
Latest data show of the 663 care homes with a submission recorded 212 submitted either today or yesterday and 131 have submitted within the past week. Of the remainder, 293 submitted within the last month and 27 care homes have not updated their status within the within the last month.

NB. All adult care homes are mandated to submit between the 8th and the 14th of each month, therefore the most comprehensive report would be on the 15th of each month. Care homes have been advised to continue to update as frequently as possible and to resubmit if bed occupancy changes between mandated submissions.



Care Home Status: Is Accepting Admissions? *Care homes who have submitted in the latest month only.*

Latest data show of the 636 care homes with a status recorded 410 are open or partially open to admissions and 226 are closed.



IsAccepting Admissions	Cheshire East	Cheshire West and Chester	Halton	Knowsley	Liverpool	Sefton	St Helens	Warrington	Wirral	Total
No	29	18	12	8	31	54	14	16	44	226
Yes	70	63	12	16	53	65	24	38	69	410
Total	99	81	24	24	84	119	38	54	113	636



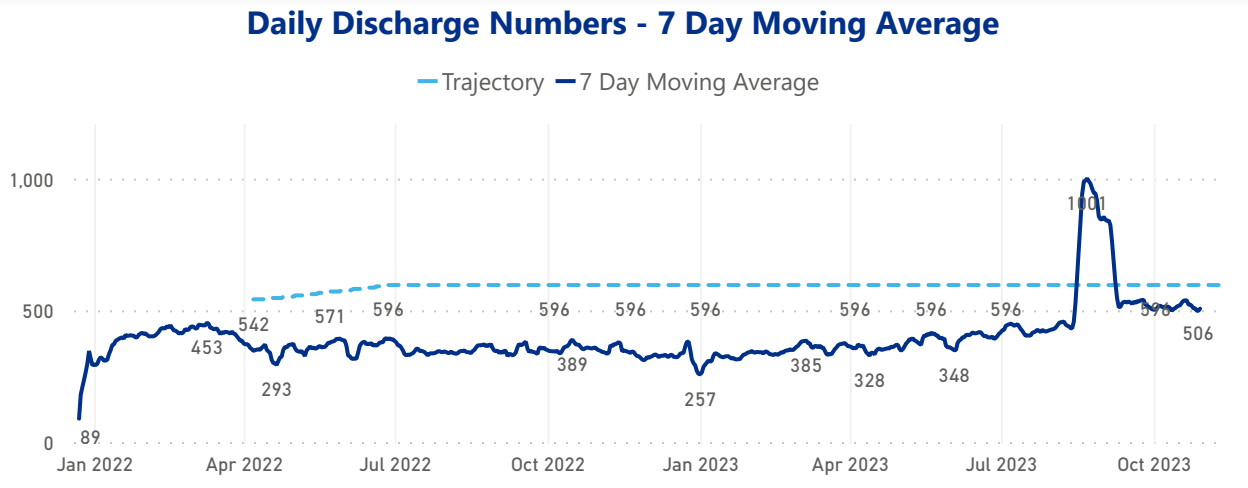
C&M Non-Criteria to Reside (Weekly)

Latest Data: 29/10/2023

Daily Discharge Numbers - 7 Day Moving Average

Target: 10% increase from w/c 18/4/22 to 27/6/22)

Latest data show a 7 day moving average of **506.4** patients discharged across C&M. This is against the current target of **596.0** .

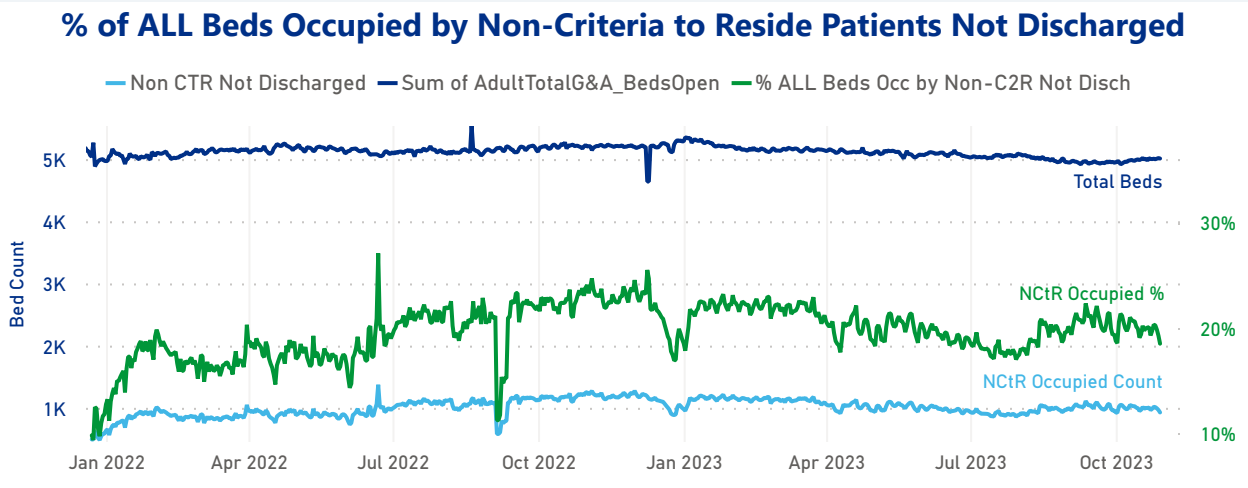


Latest Date: 29 October 2023

Trust	Target	Current	Var
Countess	15.8	40.6	24.8
East Cheshire	30.1	52.6	22.5
LUHFT	75.8	123.0	47.2
MAWL	266.1	96.7	-169.4
Mid Cheshire	59.2	57.6	-1.6
W&H	66.3	52.0	-14.3
Wirral	82.8	84.0	1.2
Total	596.0	506.4	-89.6

Daily Percentage of ALL Beds Occupied by Non-Criteria to Reside Patients Not Discharged

Latest data show across C&M **1.8%** of ALL beds are occupied by patients with no criteria to reside and have not been discharged. This is against the current target of **10.0%** .



Latest Date: 29 October 2023

Trust	Target	Current	PP Var
Countess	10.0%	20.6%	10.6%
East Cheshire	10.0%	10.4%	0.4%
LUHFT	10.0%	20.6%	10.6%
MAWL	10.0%	19.1%	9.1%
Mid Cheshire	10.0%	18.4%	8.4%
W&H	10.0%	17.8%	7.8%
Wirral	10.0%	15.8%	5.8%
Total	10.0%	18.5%	8.5%



C&M Non-Criteria to Reside (Weekly)

Latest Data: 29/10/2023

Latest data show across C&M **18.5%** of ALL beds (occupied + unoccupied) are occupied by patients with no criteria to reside and have not been discharged. The table below shows the most recent weekly average for C&M Providers.

Percentage of ALL Beds Occupied by Non-Criteria to Reside Patients Not Discharged Weekly Average

Latest Count of Adult G&A Beds

Trust	24/09/2023	01/10/2023	08/10/2023	15/10/2023	22/10/2023	29/10/2023
Countess	17.5%	17.1%	19.0%	16.2%	19.8%	20.6%
East Cheshire	13.4%	7.3%	6.2%	10.7%	10.6%	11.8%
LUHFT	25.4%	24.8%	25.5%	26.5%	24.1%	22.8%
MAWL	19.6%	20.9%	19.7%	19.3%	18.1%	19.6%
Mid Cheshire	20.3%	18.0%	20.4%	18.9%	19.0%	19.6%
W&H	22.0%	20.1%	20.4%	20.9%	19.4%	19.5%
Wirral	16.8%	17.4%	16.4%	16.7%	17.8%	15.3%
Total	20.7%	20.1%	20.2%	20.4%	19.8%	19.6%

Trust	
Countess	427
East Cheshire	299
LUHFT	1,504
MAWL	1,096
Mid Cheshire	456
W&H	510
Wirral	717
Total	5,009



C&M Reasons Patients Continue to Reside (Weekly)

Latest Data: 29/10/2023

Reasons Why Patients Continue to Reside 7+ Days

Reason For Delay Short Name	Countess	East Cheshire	LUHFT	MAWL	Mid Cheshire	W&H	Wirral	Total
Pathway 1	34	3	31	14	16	18	102	218
Awaiting confirmation from community	0	2	1	50	15	26	120	214
Pathway 3	4	3	55	53	13	21	24	173
Pathway 2	26	5	14	8	13	13	33	112
No Plan	0	1	44	0	0	0	18	63
Awaiting medical decision	0	1	43	0	4	0	12	60
Awaiting therapy decision	0	11	32	0	1	1	3	48
Awaiting referral to community	18	1	1	2	10	6	0	38
Awaiting diagnostic	1	0	27	0	0	0	0	28
Individual/family not in agreement	2	0	7	0	7	0	0	16
Awaiting community equipment	1	1	7	3	0	1	0	13
Safeguarding	1	0	3	0	3	1	0	8
Repatriation for specialist treatment	0	0	0	1	4	1	0	6
Homeless	1	0	4	0	0	0	0	5
Awaiting transport	0	0	0	0	4	0	0	4
Declared as not meeting C2R	0	0	0	1	1	0	0	2
Avoid spread of (non-Covid 19) infectious disease	0	0	0	0	1	0	0	1
Awaiting medicines	0	0	0	0	0	0	0	0
Total	88	28	269	132	92	88	312	1,009

Reasons Why Patients Continue to Reside 14+ Days

Reason For Delay Short Name	Countess	East Cheshire	LUHFT	MAWL	Mid Cheshire	W&H	Wirral	Total
Awaiting confirmation from community	0	2	1	26	13	23	99	164
Pathway 1	28	3	25	9	11	14	69	159
Pathway 3	4	3	54	47	8	19	21	156
Pathway 2	21	5	10	3	9	10	24	82
Awaiting medical decision	0	1	35	0	1	0	12	49
No Plan	0	0	39	0	0	0	6	45
Awaiting therapy decision	0	8	25	0	1	1	3	38
Awaiting referral to community	13	1	1	1	6	4	0	26
Awaiting diagnostic	1	0	18	0	0	0	0	19
Individual/family not in agreement	1	0	7	0	6	0	0	14
Awaiting community equipment	1	1	5	2	0	1	0	10
Safeguarding	0	0	3	0	3	1	0	7
Homeless	1	0	4	0	0	0	0	5
Repatriation for specialist treatment	0	0	0	1	4	0	0	5
Awaiting transport	0	0	0	0	4	0	0	4
Declared as not meeting C2R	0	0	0	1	1	0	0	2
Avoid spread of (non-Covid 19) infectious disease	0	0	0	0	1	0	0	1
Awaiting medicines	0	0	0	0	0	0	0	0
Total	70	24	227	90	68	73	234	786



C&M Reasons Patients Continue to Reside (Weekly)

Latest Data: 29/10/2023

Reasons Why Patients Continue to Reside 21+ Days

Reason For Delay Short Name	Countess	East Cheshire	LUHFT	MAWL	Mid Cheshire	W&H	Wirral	Total
Awaiting confirmation from community	0	2	1	20	7	19	84	133
Pathway 3	4	0	52	35	7	17	15	130
Pathway 1	21	3	16	5	8	9	33	95
Pathway 2	16	3	9	2	7	8	15	60
No Plan	0	0	36	0	0	0	6	42
Awaiting medical decision	0	0	22	0	1	0	12	35
Awaiting therapy decision	0	5	18	0	1	1	3	28
Awaiting referral to community	9	1	0	1	5	1	0	17
Awaiting diagnostic	0	0	15	0	0	0	0	15
Individual/family not in agreement	1	0	5	0	6	0	0	12
Awaiting community equipment	0	1	4	2	0	1	0	8
Homeless	1	0	4	0	0	0	0	5
Repatriation for specialist treatment	0	0	0	1	4	0	0	5
Safeguarding	0	0	2	0	2	1	0	5
Awaiting transport	0	0	0	0	1	0	0	1
Declared as not meeting C2R	0	0	0	0	1	0	0	1
Avoid spread of (non-Covid 19) infectious disease	0	0	0	0	0	0	0	0
Awaiting medicines	0	0	0	0	0	0	0	0
Total	52	15	184	66	50	57	168	592